

NEW HAVEN CHARGERS

MEN'S BASKETBALL

ALYSSA PASNIEWSKI

Athletic Communications Graduate Assistant

Charger Gym, 300 Boston Post Road, West Haven, CT 06516

C: 860.284.8441

apasn1@unh.newhaven.edu

SCHEDULE/RESULTS

Overall: 3-0 NE10: 0-0

NOVEMBER

12	Fri.	at College of Staten Island	W, 81-50
13	Sat.	vs. D'Youville	W, 101-52
17	Wed.	at Molloy	W, 80-59
20	Sat.	at Le Moyne*	3:00 p.m.
23	Tue.	vs. Pace*	7:30 p.m.
27	Sat.	vs. Dominican	3:30 p.m.

DECEMBER

1	Wed.	at Southern Connecticut State*	7:30 p.m.
4	Sat.	at Saint Rose*	3:30 p.m.
7	Tue.	vs. American International*	7:30 p.m.
19	Sun.	vs. Chesnut Hill	3:30 p.m.
30	Thur.	at Bridgeport	3:00 p.m.

JANUARY

1	Sat.	vs. Adelphi*	3:30 p.m.
5	Wed.	vs. Franklin Pierce	6:00 p.m.
8	Sat.	vs. Saint Michael's*	3:30 p.m.
11	Tue.	at Bentley*	7:30 p.m.
15	Sat.	vs. Stonehill*	3:30 p.m.
19	Wed.	at Saint Anselm*	7:30 p.m.
22	Sat.	vs. Assumption*	3:30 p.m.
25	Tue.	vs. So. New Hampshire*	7:30 p.m.
29	Sat.	at Franklin Pierce*	3:30 p.m.

FEBRUARY

2	Wed.	at Pace*	7:30 p.m.
5	Sat.	vs. Le Moyne*	3:30 p.m.
8	Tue.	vs. Saint Rose*	7:30 p.m.
12	Sat.	at American International*	3:30 p.m.
16	Wed.	vs. Southern Connecticut State*	7:30 p.m.
19	Sat.	at Adelphi*	3:30 p.m.
25	Fri.	NE10 Championship First Round	TBA
27	Sun.	NE10 Championship Quarterfinals	TBA

MARCH

2	Wed.	NE10 Championship Semifinals	TBA
5	Sat.	NE10 Championship Finals	TBA
NCAA DIVISION II CHAMPIONSHIP			
11-15		NCAA Division II Regionals	TBA
22	Tue.	NCAA Division II Elite 8	TBA
24	Thur.	NCAA Division II Final 4	TBA
26	Sat.	NCAA Division II Championship	TBA

Northeast-10 Conference game*

Home games in **BOLD** played at Charger Gym

Neutral site games in Italics



**NEW HAVEN (3-0)
CHARGERS**

AT A GLANCE

Opening Tip	Wednesday 7:00 p.m.
Location	Rockville Centre, N.Y.
Venue	Quealy Gymnasium
Live Video	www.eccsportsnetwork.com/?B=301658
Live Stats	molloylions.com/sidearmstats/mbball/summary
History vs Molloy	New Haven leads 10-7
Last Meeting	Molloy, 74-67 (2/25/2020)
First meeting	New Haven, 84-77 (1/11/2003)
Hotaling vs. Molloy	2-1



**LE MOYNE (0-2)
DOLPHINS**

PROJECTED NEW HAVEN STARTERS

3

SEAN SMITH, JR.

GR • 6-4 • 190 • F
Yonkers, N.Y.

PTS	REB	AST	MIN
7.7	4.0	0.7	20.9



NOTES:

- Went 7-of-8 from the free throw line against D'Youville at the CSI season opening tournament
- In that tournament totaled 17 points and 10 rebounds

4

QUASHAWN LANE

SR • 6-2 • 175 • G
Trenton, N.J.

PTS	REB	AST	MIN
11.7	4.0	1.3	27.6



NOTES:

- Has scored in double figures in all three games
- Twice hit for a season-high of five field goals; against CSI and Molloy
- Pulled down a season-high seven boards at Molloy

11

VICTOR OLAWOYE

SR • 6-2 • 185 • G
Elmont, N.Y.

PTS	REB	AST	MIN
7.3	3.3	3.7	22.8



NOTES:

- Made his first career-start as a Charger in the season opener at CSI
- Assisted four baskets while scoring six points of his own in game two of the Tip Off Tourney

12

MAJUR MAJAK

SR • 7-1 • 235 • C
Poughkeepsie, N.Y.

PTS	REB	AST	MIN
3.3	5.3	0.7	15.8



NOTES:

- Helped the frontcourt by grabbing a total of 14 boards this past weekend
- Leds the team with seven blocks

34

DAVONTREY THOMAS

JR • 6-5 • 218 • F
Poughkeepsie, N.Y.

PTS	REB	AST	MIN
22.7	6.7	2.3	27.4



NOTES:

- Combined for a total of 54 points, 17 rebounds, and six assists in the Tip Off Tournament vs CSI & D'Youville
- Earned his third career double-double in the game against CSI while setting a career-high of 31 points
- Named NE10 Player of the Week following opening weekend

SETTING THE BAR HIGH

13

ANTONIO LOPEZ

SR • 6-7 • 200 • F
Medford, N.Y.

PTS	REB	AST	MIN
10.7	5.7	1.3	18.9



NOTES:

- Ended New Haven's 15-0 run in the D'Youville matchup with a back-to-back dunk and three-point bucket
- Topped his previous 13 point career high by eight points with 21 against D'Youville











2021-22 NEW HAVEN CHARGERS NUMERICAL ROSTER

##	Name	Pos.	Cl.	Ht.	Wt.	Hometown / High School / Last School	Pronunciation Guide
0	Andre Francis	F	Jr.	6-6	175	Hartford, Conn. / The Master's School / Concordia (N.Y.)	
1	Jean Bernard	F	So.	6-6	192	Trenton, N.J. / Trenton Catholic Academy	
2	Devon Moore	G	Gr.	6-3	205	Hanover, Pa. / Delone Catholic / Holy Family	
3	Sean Smith, Jr.	G/F	Gr.	6-4	190	Yonkers, N.Y. / Sacred Heart High School/ Manhattanville	
4	Quashawn Lane	G	Sr.	6-2	175	Trenton, N.J. / Trenton Catholic Academy	QWAY-shawn
5	Jordan Price	G/F	So.	6-4	198	Elizabeth, N.J. / Elizabeth High School	
10	Derrick Rowland	G	Gr.	6-4	190	Cohoes, N.Y. / Green Tech	
11	Victor Olawoye	G	Sr.	6-2	185	Elmont, N.Y. / Elmont Memorial High School / Gannon	O-la-WOAH-ye
12	Majur Majak	C	Sr.	7-1	235	Poughkeepsie, N.Y. / The Patrick High School / Saint Peter's	Major MUH-jock
13	Antonio Lopez	F	Sr.	6-7	200	Medford, N.Y. / St. Anthony's	
15	Kendall McMillan	G	Sr.	6-1	180	Columbia, Md. / Mount Saint Joseph	
20	Adriel Gill	G	Jr.	6-2	195	Meriden, Conn. / O.H. Platt High School	A-dree-ELLE
21	Tavin Pierre Philippe	G	So.	6-3	183	Brooklyn, N.Y. / Christ the King / Stony Brook	TAY-vin Phil-LEAP-pay
23	Sean Braithwaite	F	Jr.	6-6	220	Center Moriches, N.Y. / Center Moriches	BRAYTH-wait
25	Christian Kellman	G.	So.	6-10	172	Little Neck, N.Y. / John Adams High School	
33	Nick Crocker	F/C	Gr.	6-10	235	East Falmouth, M.A. / Falmouth High School / Bryant	Like "Betty"
34	Davontrey Thomas	F	Jr.	6-5	218	Poughkeepsie, N.Y. / Poughkeepsie	DUH-von-trey

Head Coach: Ted Hotaling (Albany '95) – 11th Season

ho-TAIL-ing





VS



TALE OF THE TAPE

3-0	OVERALL RECORD	1-1
W3	CURRENT STREAK	W1
87.3	SCORING OFFENSE	82.0
53.7	SCORING DEFENSE	101.0
+33.7	SCORING MARGIN	-19.0
.503	FG % OFFENSE	.471
.339	FG% DEFENSE	.548
.369	3FG% OFFENSE	.310
.254	3FG% DEFENSE	.521
10.3	3FG MADE/GAME	4.5
.681	FREE THROW %	.714
45.0	REBOUND AVERAGE	34.0
32.0	OPP. REBOUND AVG.	37.5
+13.0	REBOUND MARGIN	-3.5
12.7	TURNOVER AVERAGE	19.0
+2.7	TURNOVER MARGIN	-2.0
17.7	ASSISTS PER GAME	11.0
8.7	STEALS AVERAGE	12.0
4.0	BLOCKS AVERAGE	1.0

STATISTICAL LEADERS

SCORING

NEW HAVEN	LE MOYNE
Thomas.....68	Constant.....36
Lane.....35	Davis.....33
Lopez.....32	Washington.....21

REBOUNDING

NEW HAVEN	LE MOYNE
Thomas.....20	Hernandez.....11
Lopez.....17	Wingfield.....11
Crocker.....17	Johnson.....8

ASSISTS

NEW HAVEN	LE MOYNE
McMillan.....15	Washington.....11
Olawoye.....11	Hernandez.....4

STEALS

NEW HAVEN	LE MOYNE
Thomas.....4	Washington.....5
Lopez/McMillan.....4	Hudson/Constant.....5

BLOCKS

NEW HAVEN	LE MOYNE
Majak.....7	Wingfield.....2
Lopez.....2

NEW SEASON IN NEW YORK

The Chargers wrap up their season opening trip through the Empire State on Saturday when they travel to Syracuse for a date with the Le Moyne Dolphins. The meeting will be the first of two against their NE10 Divisional foe.

Following Saturday's game in Syracuse, the Chargers will make their debut at Charger Gym on Tuesday evening when they host the Pace Setters for the second half a doubleheader with the women's team.

LAST TIME THEY MET...

- New Haven and Le Moyne met three times in 2019-20, twice in the regular season and in the NE10 tournament
- The Dolphins took both ends of the home-and-home series against UNH, winning in West Haven 75-73 in OT and in Syracuse 69-65.
- New Haven won when it mattered most, in the quarterfinals of the NE10 Championship 75-73 in Syracuse.
- Of the three returning starters, it was point guard Quashawn Lane who did the most damage in the three games against Le Moyne, finishing with 14, 15 and 16 points in the three games, while also racking up 13 assists combined.

SCOUTING THE CHARGERS (3-0, 0-0 NE10)

Through the first three games of the year, New Haven is outscoring its opponents by more than 33 points, with junior Davontrey Thomas doing most of that damage, averaging 22.7 points across the three victories.

Thomas' hot start early led to him being named the NE10 Player of the Week following opening weekend after recording his third career double-double putting up 31 points, a new career high, and 10 rebounds in the season opener against Staten Island. He followed that up the next day hitting five three pointers in the first 20 minutes, finishing with 23 points.

In that second game against D'Youville, Davontrey wasn't alone in the 20+ club as Antonio Lopez was the second player to score a new career-high, draining 21 points while picking off a pair of steals.

In its most recent game against Molloy, it was senior Quashawn Lane who joined Thomas in leading the way with each putting up 14 points, while Lane adding seven boards.

SCOUTING THE DOLPHINS (1-1, 0-0 NE10)

After a preseason exhibition against Division I Syracuse on November 1, the Dolphins opened the regular season splitting a pair of non-conference

BY THE NUMBERS

2 There will be two returning All-Conference players: Graduate student Derrick Rowland (NE10 All-Conference Honorable Mention) and senior Quashawn Lane (NE10 All-Rookie Team).

4 New Haven will play its first four games away from Charger Gymnasium. Their home-opener is slated for Tuesday, Nov. 23 when they host Pace.

5 As a result of the 2021-22 season opener in Staten Island, five Chargers came home with double-digit scoring. In the opener against Staten Island Davintrey Thomas and Quashawn Lane contributed 31 and

11 points, respectively. The next day against D'Youville, Thomas and Lane both got the job done again. Additionally Sean Smith Jr., Antonio Lopez, and Sean Braithwaite tallied 10, 21, and 10 points respectively.

10 Ten players will make their debut for the Blue and Gold in 2021-22. Six of the ten were on the 2020-21 roster but due to the cancellation of the season they did not play. New to the roster this season is sophomore Tavin Pierre Philippe, a transfer from Stony Brook, as well as three graduate students Sean Smith Jr., Nick Crocker, and Devon Moore who came from Manhattanville, Bryant, and Holy Family respectively.

games before hosting the Chargers this afternoon. Le Moyne opened the year with squeezing out a 97-96 victory over Roberts Wesleyan before surrendering 106 points to No. 18 Indiana (Pa.) in road loss.

Coming into this afternoon's NE10 and home opener for the Dolphins, redshirt freshman Kevin Constant leads the team averaging 18 points per game, while shooting an impressive 63.6 percent (14-of-22).

UP NEXT

New Haven will finally make its debut at Charger Gym when they return to the court on Tuesday, November 23 to host the Pace Setters in an NE10 Southwest Division match-up. Tip-off from Charger Gym is scheduled for no earlier than 7:30 p.m. following the women's game against the Setters. As always, fans that cannot make the game can follow all the action live on the Charger Sports Network on NE10 NOW.

THOMAS TAKES ALL

The Chargers tipped off their 2021-22 season with a 2-0 performance at the CSI Tip-off Tournament in Staten Island. Not only did they bring home two victories, but junior Davontrey Thomas also brought home an NE10 Honor.

Thomas set the bar high for himself this season, raking in 54 points over the course of two games. In the first game against the host school, College of Staten Island, Thomas grabbed his third career double-double and set a new career-high in scoring with 31 points. He followed that stellar performance up the next day against D'Youville with 23 points and seven boards.

Throughout the weekend, the Poughkeepsie native saw 54 minutes of court action. Within those minutes on the floor Thomas went 9-of-10 from the stripe, shot 64.3 percent from the field, and swished nine shots from outside the arc. All while grabbing 17 rebounds, six assists, and three steals.

BLACKJACK

The 3-0 start to the 2021-22 season is the best for the Chargers since opening the 2018-19 campaign 5-0. That season, the Chargers finished with 21 wins, advancing to the NCAA D2 East Region Championship. Prior to the 2018-19 campaign it had been more than two decades since the Chargers opened up the season on a hot streak. You have to look back

to the 1989-90 season to find the next best, with the Blue and Gold opening that campaign 9-0, and to no surprise, they also closed out that year with 21 victories.

THREE POINT THREAT

Derrick Rowland is a threat to opponents when he handles the ball behind the arc. As of right now, he is tied in sixth place for career-threes next to D.J. Sackmann from 2005-09. Rowland committed 69 made threes in the 2019-20 season and if he matches that statistic this season he will have bumped up to third place knocking out former teammate Elijah Bailey with 213 from 2016-20.

PRESEASON PROPS

In a poll of all head coaches, the University of New Haven men's basketball team was selected to finish second in the Southwest Division of the Northeast-10 Conference Preseason Poll. Overall, New Haven finished just four points behind the first place choice, Adelphi, while also earning three of the 14 possible first place votes.

New Haven registered 74 points in the poll, while Adelphi earned the top spot with 78 points and six first place tallies. Following the Panthers and Chargers in the Southwest Division is Southern Connecticut who earned four first place votes but finished with 69 points, while Le Moyne garnered the final first place vote and 56 points overall to finish fourth. Pace, American International and Saint Rose round out the Southwest Division with Pace earning 48 points for fifth place and the Yellow Jackets and Golden Knights finishing in a deadlock for sixth place with 30 points apiece.

2021-22 NE10 Men's Basketball Coaches Poll Northeast Division

- 1. Saint Anselm - 91 (13)
- 2. Bentley - 70 (1)
- 3. Stonehill - 63
- 4. Southern New Hampshire - 56
- 5. Assumption - 43
- 6. Franklin Pierce - 35
- 7. Saint Michael's - 27

Southwest Division

- 1. Adelphi - 78 (6)
- 2. New haven - 74 (3)
- 3. Southern Connecticut - 69 (4)
- 4. Le Moyne - 56 (1)
- 5. Pace - 48
- 6. American International - 30
- 6. Saint Rose - 30

CHARGERS RECORD WHEN

Overall.....	3-0
Home.....	0-0
Away.....	2-0
Neutral.....	1-0

BY MONTH

November.....	3-0
December.....	0-0
January.....	0-0
February.....	0-0
March.....	0-0

BY DAYS OF THE WEEK

Monday.....	0-0
Tuesday.....	0-0
Wednesday.....	1-0
Thursday.....	0-0
Friday.....	1-0
Saturday.....	1-0
Sunday.....	0-0

CLOSE GAMES

New Haven leads with 5:00 left in game.....	3-0
New Haven trails with 5:00 left in game.....	0-0
Tied with 5:00 left to play.....	0-0
Decided by five points or less.....	0-0
Decided by 6-10 points.....	0-0
Games decided by 11-plus points.....	3-0
Overtime.....	0-0

OFFENSIVE OUTPUT

New Haven scores less than 50 pts.....	0-0
New Haven scores 50-59 pts.....	0-0
New Haven scores 60-69 pts.....	0-0
New Haven scores 70-79 pts.....	0-0
New Haven scores 80 or more pts.....	3-0

DEFENSIVE OUTPUT

Opponent scores less than 50 pts.....	0-0
Opponent scores 50-59 pts.....	3-0
Opponent scores 60-69 pts.....	0-0
Opponent scores 70-79 pts.....	0-0
Opponent scores 80 or more pts.....	0-0

NEW HAVEN FROM THE FIELD

New Haven shoots below 30%.....	0-0
New Haven shoots 30-40%.....	0-0
New Haven shoots 40-50%.....	2-0
New Haven shoots above 50%.....	1-0
New Haven shoots higher % than opp.....	3-0
New Haven shoots lower % than opp.....	0-0
New Haven shoots same % as opp.....	0-0

REBOUNDING

Outrebounded opponent.....	3-0
Outrebounded by opponent.....	0-0
Rebounds are equal.....	0-0

MISCELLANEOUS

Leading at halftime.....	3-0
Trailing at halftime.....	0-0
Tied at halftime.....	0-0
Has two players or less in double figures.....	1-0
Has three players in double figures.....	1-0
Has four players in double figures.....	1-0
Commit same or less TO than opp.....	2-0
Commit more TO than opp.....	1-0
Games following a win.....	2-0
Games following a loss.....	0-0
Makes more or same 3FGs than opp.....	2-0
Makes less 3FGs than opp.....	1-0
Makes more or same FTs than opp.....	3-0
Makes fewer FTs than opp.....	0-0

CHARGERS BY THE NUMBERS

DOUBLE DIGIT SCORING	21-22	NE10	CAREER
Braithwaite	1	--	1
Lane	3	--	26
Lopez	1	--	3
Rowland	--	--	56
Thomas	3	--	14
20+ POINT GAMES	21-22	NE10	CAREER
Lane	--	--	1
Rowland	--	--	7
Thomas	2	--	3
10+ REB GAMES	21-22	NE10	CAREER
Thomas	1	--	3
5+ ASSIST GAMES	21-22	NE10	CAREER
Lane	--	--	10
Rowland	--	--	20
McMillan	1	--	2
10+ ASSIST GAMES	21-22	NE10	CAREER
Rowland	--	--	1
5+ BLOCK GAMES	21-22	NE10	CAREER
5+ STEAL GAMES	21-22	NE10	CAREER
Lane	--	--	1
DOUBLE-DOUBLE (P/R)	21-22	NE10	CAREER
Thomas	1	--	3
POINTS LEADER	21-22	NE10	CAREER
Lane	1	--	1
Rowland	--	--	14
Thomas	3	--	3
REBOUNDS LEADER	21-22	NE10	CAREER
Crocker	1	--	1
Lane	--	--	1
Rowland	--	--	2
Thomas	2	--	6
GAMES STARTED	21-22	NE10	CAREER
Lane	3	--	52
Majak	3	--	3
Olawoye	3	--	3
Rowland	--	--	59
Smith	3	--	3
Thomas	3	--	31

THE SCHEDULE

This seasons schedule is set to include 26 games, 13 of which will be played in the Charger Gymnasium. Following this tournament, the Blue and Gold will see four non-conference opponents before consistent NE10 play starts in the new calendar year.

- The Chargers open up the season with a big test, playing four of their first five games away from the friendly confines of Charger Gymnasium. All of their road games in the month of Novemeber take place in the Empire state.
- Among the 13 Northeast-10 Conference opponents, the Chargers will play their six divisional opponents twice; Adelphi, Southern Connecticut State, Saint Rose, Pace, Le Moyne and American International.
- New Haven will play six non-conference games including the College of Staten Island, D’Youville, Molloy, Dominican, Chestnut Hill, and Bridgeport.
- The Chargers kickoff the new year with a matchup against Adelphi at home.

BUILDING FOR THE FUTURE

If you haven’t visited North Campus recently you haven’t seen the construction taking place adjacent to Charger Gymnasium. The site is the future home of the Peterson Performance Center, a state of the art facility that will house strength and condition, sports medicine, a new football locker room and meetings space with the ability to be tailored for the many different needs of all 18 varsity Charger athletic teams. The entire facility will measure 7,000 square feet and house 20 Olympic style weightlifting racks and a 60-yard turf agility and conditioning area. To learn more

visit ChargerAthleticsFund.com.

TEAM STATISTICS

	All Games	Home	Away	Non-Conf.	Conf. Games	NE10 Champ.
RECORD	3-0	--	2-0	3-0	--	--
SCORING	262	--	161	262	--	--
Points per game	87.3	--	80.5	87.3	--	--
Scoring margin	+33.7	--	+26.0	+33.7	--	--
FIELD GOALS-ATT	92-183	--	59-123	92-183	--	--
Field goal pct	.503	--	.480	.503	--	--
3 POINT FG-ATT	31-84	--	19-56	31-84	--	--
3-point FG pct	.369	--	.339	.369	--	--
3-pt FG made per game	10.3	--	9.5	10.3	--	--
FREE THROWS-ATT	47-69	--	24-41	47-69	--	--
Free throw pct	.681	--	.585	.681	--	--
REBOUNDS	135	--	84	135	--	--
Rebounds per game	45.0	--	42.0	45.0	--	--
Rebounding margin	+13.0	--	+8.5	+13.0	--	--
ASSISTS	53	--	31	53	--	--
Assists per game	17.7	--	15.5	17.7	--	--
TURNOVERS	38	--	21	38	--	--
Turnovers per game	12.7	--	10.5	12.7	--	--
Turnover margin	+2.3	--	+4.0	+2.3	--	--
Assist/turnover ratio	1.4	--	1.5	1.4	--	--
STEALS	26	--	16	26	--	--
Steals per game	8.7	--	8.0	8.7	--	--
BLOCKS	12	--	6	12	--	--
Blocks per game	4.0	--	3.0	4.0	--	--



NORTHEAST-10 CONFERENCE STANDINGS

Through Games of November 17, 2021

NORTHEAST	NE10			OVERALL		
	W	L	PCT	W	L	PCT
So. New Hampshire	1	0	1.000	3	0	1.000
Bentley	1	0	1.000	2	0	1.000
Saint Michael's	0	0	.000	2	0	1.000
Stonehill	0	0	.000	2	1	.667
Assumption	0	1	.000	2	1	.667
Franklin Pierce	0	0	.000	1	2	.333
Saint Anselm	0	1	.000	0	1	.000

SOUTHWEST	NE10			OVERALL		
	W	L	PCT	W	L	PCT
Adelphi	0	0	.000	2	0	1.000
New Haven	0	0	.000	3	0	1.000
Pace	0	0	.000	3	0	1.000
Saint Rose	0	0	.000	2	0	1.000
So. Connecticut	0	0	.000	2	0	1.000
American Int'l	0	0	.000	2	1	.667
Le Moyne	0	0	.000	1	1	.500

SCORING BREAKDOWN (NEW HAVEN/OPPONENT)

Game	Pts in Paint	Pts off TOs	2nd ch. Pts.	1st Half Pts.	2nd Half Pts.	OT	FT	FB	Starter	Bench
at College of Staten Island	46/18	24/4	17/4	34/26	47/24	--	13/7	13/2	60/42	21/8
D'Youville	42/24	28/8	14/7	52/22	49/30	--	23/13	12/8	53/17	48/35
at Molloy	24/30	17/9	12/8	36/21	44/38	--	11/7	15/0	45/47	35/12
at Le Moyne*										
vs. Pace*										
vs. Dominican										
at Southern Connecticut*										
at Saint Rose*										
vs. American International*										
vs. Chestnut Hill										
at Bridgeport										
vs. Adelphi*										
vs. Franklin Pierce										
vs. Saint Michael's*										
at Bentley*										
vs. Stonehill*										
at Saint Anselm*										
vs. Assumption*										
vs. Southern New Hampshire*										
at Franklin Pierce*										
at Pace*										
vs. Le Moyne*										
vs. Saint Rose*										
at American International*										
vs. Southern Connecticut*										
at Adelphi*										

CLASS SCORING

	(Fr - So - Jr - Sr - Gr)				
at College of Staten Island	0	0	36	34	11
D'Youville	0	0	38	49	14
at Molloy	0	2	33	32	16
at Le Moyne*					
vs. Pace*					
vs. Dominican					
at Southern Connecticut*					
at Saint Rose*					
vs. American International*					
vs. Chestnut Hill					
at Bridgeport					
vs. Adelphi*					
vs. Franklin Pierce					
vs. Saint Michael's*					
at Bentley*					
vs. Stonehill*					
at Saint Anselm*					
vs. Assumption*					
vs. Southern New Hampshire*					
at Franklin Pierce*					
at Pace*					
vs. Le Moyne*					
vs. Saint Rose*					
at American International*					
vs. Southern Connecticut*					
at Adelphi*					

GAME-BY-GAME STARTERS

Game	1	2	3	4	5
at College of Staten Island	Lane	Olawoye	Smith, Jr.	Thomas	Majak
D'Youville	Lane	Olawoye	Smith, Jr.	Thomas	Majak
at Molloy	Lane	Olawoye	Smith, Jr.	Thomas	Majak
at Le Moyne*					
vs. Pace*					
vs. Dominican					
at Southern Connecticut*					
at Saint Rose*					
vs. American International*					
vs. Chestnut Hill					
at Bridgeport					
vs. Adelphi*					
vs. Franklin Pierce					
vs. Saint Michael's*					
at Bentley*					
vs. Stonehill*					
at Saint Anselm*					
vs. Assumption*					
vs. Southern New Hampshire*					
at Franklin Pierce*					
at Pace*					
vs. Le Moyne*					
vs. Saint Rose*					
at American International*					
vs. Southern Connecticut*					
at Adelphi*					

(1-Point Guard, 2-Guard, 3-Guard, 4-Forward, 5-Center)

CHARGERS IN THE NE10

TEAM STATS

CATEGORY	RANK	STAT
SCORING OFFENSE	3	91.0
SCORING DEFENSE	1	51.0
FG %	3	51.2
FG % DEFENSE	1	31.3
FT %	6	73.5
3-PT FG %	7	36.0
3-PT FG MADE	8	18
3-PT FG % DEFENSE	1	23.3
ASSISTS/GAME	1	20
TOTAL REBOUNDING	2	47.5
OFFENSIVE REB.	6	11.5
DEFENSIVE REB.	1	36.0
REBOUNDING MARGIN	2	16.0
BLOCKED SHOTS/GAME	5	4.0
STEALS/GAME	3	10.0

INDIVIDUAL STATS

PLAYER	RANK	STAT
POINTS PER GAME		
Davontrey Thomas	1	27.0
REBOUNDS PER GAME		
Davontrey Thomas	7	8.5
ASSISTS PER GAME		
Kendall McMillan	t-4	6.0
BLOCKS PER GAME		
Major Majak	t-1	2.0
STEALS PER GAME		
Antonio Lopez	t-10	2.0
FIELD GOAL %		
Davontrey Thomas	t-10	64.3
3-POINT FG %		
Andre Francis	t-10	50.0
Antonio Lopez	t-10	50.0
Davontrey Thomas	t-10	50.0
3-POINT FG MADE		
Davontrey Thomas	t-1	4.5
FREE THROW %		
Kendall McMillan	t-1	100.0
Davontrey Thomas	t-10	90.0

ASSIST-TURNOVER RATIO

SEASON RECORDS

POINTS

1.	Gary Liberatore.....	1,009.....	1965-66
2.	Gary Liberatore.....	810.....	1963-64
3.	Gary Liberatore.....	753.....	1964-65
4.	Herb Watkins.....	681.....	1987-88
5.	Ronald Riordan.....	667.....	1969-70
6.	Brian Smith.....	659.....	1989-90
7.	Jason Williams.....	655.....	1992-93
	Herb Watkins.....	655.....	1986-87
9.	Ismael Caro.....	639.....	2003-04
10.	Gary Battle.....	631.....	1989-90

POINTS PER GAME

1.	Gary Liberatore.....	35.9.....	1964-65
2.	Gary Liberatore.....	32.5.....	1965-66
3.	Gary Liberatore.....	32.4.....	1963-64
4.	Ronald Riordan.....	30.3.....	1969-70
5.	Gary Liberatore.....	26.3.....	1962-63
6.	Ronald Riordan.....	26.1.....	1968-69
7.	Jason Williams.....	24.3.....	1992-93
8.	Edgar Maull.....	23.0.....	1981-82
9.	Jim Allen.....	22.9.....	1977-78
10.	Herb Watkins.....	22.7.....	1987-88

FIELD GOALS

1.	Gary Liberatore.....	402.....	1965-66
2.	Gary Liberatore.....	324.....	1963-64
3.	Gary Liberatore.....	296.....	1964-65
4.	Herb Watkins.....	284.....	1986-87
5.	Herb Watkins.....	265.....	1987-88
6.	Ronald Riordan.....	260.....	1969-70
7.	Phil Andros.....	258.....	1965-66
8.	Edgar Maull.....	250.....	1981-82
9.	Gary Liberatore.....	249.....	1962-63
10.	Ken Sinclair.....	248.....	1983-84

FIELD GOAL PERCENTAGE (min. 100 made)

1.	Mihailo Vasic (126-205).....	.615.....	2016-17
2.	Kelvin Jackson (113-189).....	.598.....	2008-09
3.	Dick Jackson (183-312).....	.587.....	1964-65
4.	Herb Watkins (194-331).....	.586.....	1985-86
5.	Robert Jamerson (171-293).....	.584.....	2010-11
6.	Robert Glover (115-200).....	.575.....	1995-96
7.	John Raslavsky (140-244).....	.574.....	1965-66
8.	Nick Zauner (141-248).....	.569.....	1999-00
9.	Fred Hill (138-243).....	.568.....	1981-82
10.	Keith Wright (135-238).....	.567.....	2003-04

THREE-POINT FIELD GOALS

1.	Mike Grove.....	100.....	1991-92
2.	Mike Grove.....	86.....	1992-93
3.	Justin Exum.....	82.....	2012-13
4.	Justin Exum.....	80.....	2010-11
	Danny Upchurch.....	80.....	2017-18
6.	Jemal Mosley.....	78.....	2014-15
7.	Brian Smith.....	71.....	1989-90
	Elijah Bailey.....	71.....	2019-20
9.	Justin Exum.....	70.....	2011-12
10.	Derrick Rowland.....	69.....	2019-20

THREE-POINT PERCENTAGE (min. 40 made)

1.	Gary Battle (55-113).....	.487.....	1988-89
2.	Herb Watkins (56-120).....	.467.....	1987-88
3.	Mike Stys (46-102).....	.451.....	2010-11
4.	Justin Exum (82-190).....	.432.....	2012-13
5.	Jerome Goforth (53-123).....	.431.....	1995-96
6.	Jemal Mosley (48-113).....	.425.....	2016-17
7.	Alberto Alberdi (62-147).....	.422.....	2002-03
8.	Jason Williams (66-158).....	.418.....	1992-93
9.	Brian Smith (71-171).....	.415.....	1989-90
10.	Gary Battle (60-145).....	.414.....	1989-90

FREE THROWS

1.	Gary Liberatore.....	205.....	1965-66
2.	Gary Liberatore.....	162.....	1963-64
3.	Gary Liberatore.....	161.....	1964-65
4.	Ronald Riordan.....	147.....	1969-70
5.	Bill Jeffress.....	143.....	1986-87
6.	Ronald Riordan.....	136.....	1968-69
7.	Hency Watt.....	126.....	1988-89
8.	Tetrick Stonar.....	124.....	2007-08
	Jim Allen.....	124.....	1977-78
10.	John Sullivan.....	121.....	2005-06
	Ismael Caro.....	121.....	2003-04
	Anthony McKnight.....	121.....	1985-86

FREE THROW PERCENTAGE (min. 100 made)

1.	Jason Williams (115-125).....	.920.....	1992-93
2.	Gary Liberatore (161-191).....	.843.....	1964-65
3.	Jack Nisbet (114-137).....	.832.....	1966-67
4.	Gary Battle (115-139).....	.827.....	1989-90
5.	Ronald Riordan (136-167).....	.814.....	1968-69
6.	Jim Allen (124-153).....	.810.....	1977-78
7.	Gary Liberatore (205-254).....	.807.....	1965-66
8.	Jeffery Adkins (117-145).....	.807.....	2013-14
9.	Tetrick Stonar (124-154).....	.805.....	2007-08
10.	Ronald Riordan (147-185).....	.795.....	1969-70

REBOUNDS

1.	Phil Andros.....	672.....	1965-66
2.	Phil Andros.....	452.....	1966-67
3.	Joe Pacheco.....	427.....	1967-68
	John Raslavsky.....	425.....	1965-66
5.	Don Dempsey.....	390.....	1967-68
6.	Cameron Drew.....	364.....	1984-85
7.	Eric Anderson.....	354.....	2014-15
8.	Eric Anderson.....	352.....	2013-14
	Joe Pacheco.....	352.....	1969-70
	Phil Andros.....	352.....	1964-65

ASSISTS

1.	Jack Nisbet.....	223.....	1966-67
2.	Ken Coleman.....	193.....	1986-87
3.	Ken Sinclair.....	192.....	1983-84
4.	Joe Sclafani.....	186.....	1982-83
5.	Danny Upchurch.....	179.....	2017-18
6.	Hency Watt.....	177.....	1988-89
7.	Ismael Caro.....	175.....	2003-04
8.	Ken Sinclair.....	172.....	1982-83
9.	Danny Upchurch.....	163.....	2016-17
10.	Joe Sclafani.....	162.....	1981-82

BLOCKS (since 1978)*

1.	Eric Anderson.....	75.....	2013-14
2.	Herb Watkins.....	73.....	1986-87
3.	Eric Anderson.....	71.....	2012-13
	Bill Jeffress.....	71.....	1986-87
5.	Herb Watkins.....	66.....	1987-88
6.	Bryan Johnson.....	60.....	1982-83
7.	Kelvin Jackson.....	57.....	2008-09
8.	Bryan Johnson.....	54.....	1983-84
9.	Eric Anderson.....	51.....	2011-12
	Larry Emery.....	51.....	1978-79

* Blocks were not recorded in the 1979-80 season

STEALS (since 1978)

1.	Ismael Caro.....	85.....	2002-03
2.	Ken Coleman.....	79.....	1986-87
3.	Ken Coleman.....	78.....	1987-88
	Herb Watkins.....	78.....	1987-88
5.	Ismael Caro.....	76.....	2003-04
6.	Ken Sinclair.....	75.....	1983-84
7.	Hency Watt.....	70.....	1988-89
8.	Mike Summers.....	69.....	1999-00
9.	Herb Watkins.....	63.....	1986-87
10.	Hency Watt.....	59.....	1987-88

CAREER RECORDS

SCORING (1,000-Point Club)

1.	Gary Liberatore.....	3,176	1962-66
2.	Herb Watkins.....	1,998	1984-88
3.	Gary Battle.....	1,959	1988-91
4.	Jason Williams.....	1,949	1990-93
5.	Brian Smith.....	1,936	1987-91
6.	Cassius Chaney.....	1,893	2006-10
7.	Jim Allen.....	1,785	1975-79
8.	Elijah Bailey.....	1,780	2016-20
9.	Edgar Maull.....	1,681	1979-83
10.	Hency Watt.....	1,655	1985-89
11.	Justin Exum.....	1,635	2010-14
12.	Phil Andros.....	1,627	1963-67
13.	Mike Grove.....	1,589	1990-93
14.	Eric Anderson.....	1,551	2011-15
15.	Willie Mintz.....	1,408	1978-82
16.	Greg Spicer.....	1,382	1982-86
17.	Bill Jeffress.....	1,354	1984-88
18.	Dick Jackson.....	1,335	1961-65
19.	Ronald Riordan.....	1,323	1968-70
20.	John Sullivan.....	1,322	2003-06
21.	Jeffrey Adkins.....	1,308	2010-14
22.	Barry Cunningham.....	1,261	1973-77
23.	Jamaal Brooks.....	1,248	2001-05
24.	Ken Coleman.....	1,229	1984-88
25.	Keith Wright.....	1,204	2000-04
26.	Kessly Felizor.....	1,135	2016-20
27.	Larry Haney.....	1,132	1975-79
28.	Cameron Drew.....	1,123	1983-87
29.	Jack Nisbet.....	1,113	1965-69
30.	Jerome Goforth.....	1,101	1994-96
	Anthony McKnight.....	1,101	1983-86
32.	Ismael Caro.....	1,099	2002-04
33.	Dwane Crawford.....	1,095	1990-93
34.	Tetrick Stonar.....	1,056	2005-08
35.	Derrick Rowland.....	1,045	2017-Pres.
36.	Don Dempsey.....	1,042	1964-68
37.	Ken Sinclair.....	1,027	1980-84

FIELD GOALS

1.	Gary Liberatore.....	1,271	1962-66
2.	Herb Watkins.....	846	1984-88
3.	Jim Allen.....	744	1975-79
4.	Brian Smith.....	732	1987-91
5.	Cassius Chaney.....	728	2006-10
6.	Jason Williams.....	725	1989-93
7.	Gary Battle.....	722	1987-91
8.	Edgar Maull.....	705	1979-83
9.	Elijah Bailey.....	638	2016-20
10.	Willie Mintz.....	623	1978-82

FIELD GOAL PERCENTAGE (min. 200 made)

1.	Kelvin Jackson (328-556).....	.590	2006-10
2.	Jon Castaldi (245-427).....	.574	2002-06
3.	Nick Zauner (213-380).....	.561	1997-2000
4.	John Raslavsky (211-378).....	.558	1962-66
5.	Kessly Felizor (400-729).....	.549	2016-20
6.	Bill Jeffress (491-896).....	.548	1984-88
7.	Fred Hill (395-726).....	.544	1980-83
8.	Samont Washington (410-755)....	.543	1998-2001
9.	Phil Andros (555-1,032).....	.538	1963-67*
10.	Keith Wright (494-921).....	.536	2000-04
	Herb Watkins (846-1,578).....	.536	1984-88

*1964-65 field goals made/attempted not available

THREE-POINT FIELD GOALS

1.	Justin Exum.....	294	2010-14
2.	Mike Grove.....	251	1989-93
3.	Elijah Bailey.....	213	2016-20
4.	Alberto Alberdi.....	190	1998-03
	Gary Battle.....	190	1987-91
6.	D.J. Sackmann.....	179	2005-09
	Derrick Rowland.....	179	2017-Pres.
8.	Jason Williams.....	177	1989-93
9.	Brian Smith.....	175	1987-91
10.	Jeremy Williams.....	161	2009-13

THREE-POINT PERCENTAGE (min. 100 made)

1.	Jason Williams (177-419).....	.422	1989-93
2.	Jerome Goforth (121-295).....	.410	1994-96
3.	Gary Battle (190-466).....	.408	1987-91
4.	Brian Smith (175-437).....	.400	1987-91
5.	Alberto Alberdi (190-481).....	.395	1998-03
6.	Justin Exum (294-784).....	.375	2010-14
7.	Ken Coleman (106-283).....	.375	1984-88
8.	Mike Grove (251-671).....	.374	1989-93
9.	Darryl Greene (127-344).....	.369	2006-10
	Jemal Mosley (146-396).....	.369	2013-16

FREE THROWS

1.	Gary Liberatore.....	634	1962-66
2.	Hency Watt.....	398	1985-89
3.	Bill Jeffress.....	372	1984-88
4.	Cassius Chaney.....	336	2006-10
5.	Gary Battle.....	325	1987-91
	Jack Nisbet.....	325	1965-69
7.	Jason Williams.....	322	1989-93
8.	John Sullivan.....	314	2002-06
9.	Jeffery Adkins.....	309	2010-14
10.	Justin Exum.....	303	2010-14
	Ken Coleman.....	303	1984-88

FREE THROW PERCENTAGE (min. 200 made)

1.	Elijah Bailey (291-346).....	.841	2016-20
2.	Justin Exum (303-361).....	.839	2010-14
3.	Jason Williams (322-384).....	.839	1989-93
4.	Gary Battle (325-393).....	.827	1987-91
5.	Darryl Greene (213-264).....	.807	2006-10
6.	Ronald Riordan (283-352).....	.804	1968-70
7.	Jim Allen (297-375).....	.792	1975-79
8.	Gary Liberatore (634-801).....	.792	1962-66
9.	Larry Haney (254-328).....	.774	1975-79
10.	Edgar Maull (271-353).....	.768	1979-83

REBOUNDS

1.	Phil Andros.....	1,732	1963-67
2.	Eric Anderson.....	1,271	2011-15
3.	Joe Pacheco.....	1,214	1966-70
4.	Willie Mintz.....	1,181	1978-82
5.	John Sullivan.....	1,000	2003-06
6.	Don Dempsey.....	931	1964-68
7.	Kessly Felizor.....	922	2016-20
8.	Cassius Chaney.....	903	2006-10
9.	John Raslavsky.....	847	1962-66
10.	Herb Watkins.....	832	1984-88

ASSISTS

1.	Ken Coleman.....	595	1984-88
2.	Ken Sinclair.....	570	1980-84
3.	Jeffery Adkins.....	400	2010-14
4.	Hency Watt.....	399	1985-89
5.	Dwayne Arrington.....	384	1992-96
6.	Joe Sclafani.....	348	1981-83
7.	Jack Nisbet*.....	343	1965-69*
8.	Danny Upchurch.....	342	2016-18
9.	Ismael Caro.....	323	2002-04
10.	Jim Allen.....	309	1975-79

* Assists were not recorded for all of Nisbet's career

BLOCKS (since 1978)

1.	Eric Anderson.....	238	2011-15
2.	Herb Watkins.....	191	1984-88
3.	Bill Jeffress.....	172	1984-88
4.	Dwane Crawford.....	163	1989-93
5.	Bryan Johnson.....	127	1981-84
6.	Kelvin Jackson.....	125	2006-10
7.	Keith Wright.....	102	2000-04
8.	Cyrus James.....	94	2011-15
9.	Brian Smith.....	88	1987-91
10.	Willie Mintz*.....	77	1978-82*

* Blocks were not recorded in the 1979-80 season

STEALS (since 1978)

1.	Ken Coleman.....	270	1984-88
2.	Herb Watkins.....	217	1984-88
3.	Hency Watt.....	198	1985-89
4.	Ken Sinclair.....	162	1980-84
5.	Ismael Caro.....	161	2002-04
6.	Mike Summers.....	154	1997-00
	Dwayne Arrington.....	154	1992-96
8.	Kobie Fowler.....	150	1990-93
9.	Brian Smith.....	142	1988-91
10.	Jeffery Adkins.....	133	2010-14

THE LAST TIME

THE LAST TIME A NEW HAVEN STUDENT-ATHLETE...

Scored 20-29 points	Davontrey Thomas (23) vs. D'Youville 11/13/21
Scored 30-39 points	Davontrey Thomas (31) at CSI 11/12/21
Scored 40-49 points.....	Ismael Caro (46) vs. Bentley, 1/26/04
Scored 50 points	Ron Riordan (51) vs. Husson (3OT), 12/20/69
Made 10 field goals	Davontrey Thomas (10-15) at CSI 11/12/21
Made 10 free throws	Kessly Felizor (16-16) at STAC, 1/8/20
Made 5-9 three-pointers	Davontrey Thomas (5) vs. D'Youville 11/13/21
Made 10 three-pointers	Justin Exum (11-16) at Le Moyne, 11/28/10
Had 10-14 rebounds	Davontrey Thomas (10) at CSI 11/12/21
Had 15-19 rebounds.....	Kessly Felizor (15) at Le Moyne, 2/8/20
Had 20 rebounds.....	Eric Anderson (22) vs. Pace, 2/14/15
Had 10 assists.....	Derrick Rowland (10) vs Holy Family, 12/15/19
Had 5 blocks.....	Eric Anderson (7) vs. Franklin Pierce, 1/18/14
Had 5 steals.....	Mike Stys (5) vs. Assumption, 2/08/11
Had a double-double	Davontrey Thomas (31 pts., 10 rebs.) at CSI 11/12/21
Had a triple-double	Eric Anderson (26 pts., 28 rebs., 10 ast.) vs. Saint Anselm, 12/31/14
Had 20 points and 20 rebounds.....	Eric Anderson (20 pts., 22 rebs.) vs. Pace, 2/14/15
Had consecutive double-doubles	Kessly Felizor (2), 3/1/20 at Le Moyne & 3/4/20 at Stonehill
Led team in points, rebounds and assists	Kessly Felizor (21 pts., 13 rebs., 2 assts.) vs Franklin Pierce, 2/1/20
Scored in the final 10 seconds to win	Elijah Bailey (Layup with 2.3 seconds remaining in OT) at Stonehill, 1/18/20

THE LAST TIME A NEW HAVEN TEAM...

Allowed 50 points or fewer	vs CSI (W, 81-50), 11/12/21
Won by 20+ points	at Molloy (W, 80-59), 11/17/21
Won by 30+ points	vs D'Youville (W, 101-52), 11/12/21
Scored 90+ points	vs D'Youville (W, 101-52), 11/12/21
Scored 100+ points	vs D'Youville (W, 101-52), 11/12/21
Had 50 rebounds	51 vs D'Youville (W, 101-52), 11/12/21
Shot 50 percent or better from the field	55% vs D'Youville (W, 101-52), 11/12/21
Shot 60 percent or better from the field.....	vs Adelphi (35-57, 61.4 percent), 11/17/18
Shot 70 percent or better from the field.....	at Pace (32-45, 71.1 percent), 02/18/17
Shot 50 percent or better from three-point range (min. 10 attempts).....	at Le Moyne (10-20, 50.0 percent), 03/01/20
Shot 60 percent or better from three-point range (min. 10 attempts).....	at Adelphi (15-25, 60.0 percent), 01/04/20
Shot 90 percent or better from the free throw line (min. 10 attempts).....	vs Southern Connecticut (21-22, 95.5 percent), 02/06/19
Finished without a three point field goal	vs Merrimack (0-14), 02/25/18
Made 10-14 three-pointers	13 at Molloy, 11/17/21
Made 15 three-pointers	at Adelphi (15-25), 01/04/20
Made more three-point than two-point field goals.....	vs. Southern Connecticut (18 three-pointers, 12 two-pointers), 02/06/19
Had 10 blocked shots.....	vs. Adelphi (10), 11/17/18
Had 10 steals	10 vs D'Youville, 11/12/21
Had 20 assists	22 vs D'Youville, 11/12/21
Had 4 players in double figures	at Stonehill (Bailey 33, Lane 23, Felizor 17, Rowland 15, Thomas 10), 03/04/20
Had 5 players in double figures	vs D'Youville (Thomas 23, Smith Jr. 12, Lane 10, Lopez 21, Braithwaite 10), 11/12/21
Had 6 players in double figures	at Adelphi (Upchurch 16, Vasic 15, Bourke 13, Kane 13, Rowland 11, Kane 10), 11/18/17
Had all 5 starters in double figures	at Stonehill (Bailey 33, Lane 23, Felizor 17, Rowland 15, Thomas 10), 03/04/20
Had 5 players score 20 points	vs. Baptist (Wilder 31, Cunningham 22, MacLaughlin 22, Carey 21, Seilhamer 20), 01/05/74
Had 2 players with 20 points	vs D'Youville (Thomas 23, Lopez 21), 11/12/21
Had 3 players with 20 points.....	vs Franklin Pierce (Bailey 21, Felizor 21, Rowland 20), 02/01/20
Had 2 players with 10 rebounds.....	vs American International (Felizor 10, Vasic 10), 12/10/16
Had 2 players record a double-double.....	vs Holy Family (Bailey 24 pts./10 rebs., Felizor 21 pts./11 rebs.), 12/15/19
Won in overtime	at Stonehill (W, 101-100 3ot), 03/04/20
Lost in overtime	at Adelphi (L, 91-94), 01/04/20
Scored 80 points or more and lost.....	at Adelphi (L, 91-94 ot), 01/04/20
Allowed 50 points or fewer and lost.....	vs. Saint Rose (L, 47-36), 02/07/15
Played a nationally-ranked opponent	vs No. 17/18 Bentley (W, 72-42), 01/14/20



TED HOTALING
 HEAD COACH
 ELEVENTH SEASON
 ALBANY '95

With 155 career victories, Ted Hotaling stands second among nine head coaches in the history of the New Haven men's basketball program. The 2021-22 season will mark his 11th season strolling the sidelines of Charger Gymnasium. Named the ninth head coach in program history on March 31, 2010, Hotaling has led the Chargers to back-to-back appearances in the Northeast-10 Conference Championship game, a pair of eight total appearances in the conference tournament under his tutelage. In addition, Hotaling's teams have earned three bids to the NCAA Division II National Tournament, the most recent coming in 2019.

Highlighting his 155 career victories was a 79-68 win over crosstown rival Southern Connecticut State University on February 15, 2016 which earned Hotaling his 100th career victory at the helm of the Blue and Gold, becoming the fourth coach at New Haven to reach the century mark. Overall, Hotaling's .548 winning percentage ranks third in program history, while his record of 55-45 through his first 100 contests was the best since 1995.

Under his guidance, Hotaling has led a host of Chargers to postseason accolades and career records marks. Leading that list is Eric Anderson '15, a two-time All-American (2014, 2015), three-time Northeast-10 Defensive Player of the Year, two-time All-Region and four-time All-Conference performer. Anderson closed out his career at New Haven 14th all-time in scoring (1,551 points) while he also set a school record with 238 career blocks, passing Herb Watkins (191; 1984-88).

Anderson is one of nine different players who all-totaled hauled in 17 All-Northeast-10 Conference honors under Hotaling. In addition, Hotaling's players have collected four major NE10 distinctions, and four different players have received All-Region honors during his tenure.

In their most recent season on the hardwood, Hotaling led the Chargers to their second-straight appearance in the NE10 Championship game, wrapping up the 2019-20 campaign with a 15-15 record. As the fifth seed in the Southwest Division, the Chargers were road warriors throughout the tournament, with the highlight of the championship coming in the semifinals when New Haven outlasted Stonehill in an instant three overtime thriller 101-100.

The season prior, the Chargers finished with a 21-10 record, their third 20+ win season under Hotaling, after earning an at-large bid to their eighth NCAA Tournament appearance. New Haven's postseason run came to an end against eventual regional champion Saint Anselm, but not before tying their highest win total under Hotaling which was previously set in 2013-14.

The 2017-18 season saw Hotaling lead the Chargers New Haven to the Northeast-10 Conference Championship for a second-straight season and the sixth time in program history. The Chargers earned a bye through the first round before falling to Merrimack in the quarterfinals. Overall, New Haven finished the 2017-18 season with a 17-10 record, the sixth time in the last seven years Hotaling has led New Haven to a winning season.

The Chargers made their fifth appearance in the NE10 Championship under Hotaling in the 2016-17 campaign, closing out the year 15-14 overall. New Haven earned a first round victory over Merrimack 84-58. During the 2015-16 season, Hotaling coached the Chargers to arguably the biggest win in program history when New Haven knocked off crosstown rival Southern Connecticut State. The Blue and Gold led the Owls for all but six minutes as they defeated the No. 2 ranked team, according to the NABC Coaches Poll, 79-66.

In 2014-15, Hotaling led the Chargers to their fourth-straight winning season, closing out the year with a 15-12 overall record. Among the highlights was senior Eric Anderson who was named Northeast-10 Defensive Player of the Year for a third-straight season, the first

time in NE10 history a player has earned the top defensive accolades three years in a row. Anderson was also a repeat member of the NE10 All-Conference First Team and stands as the only Charger to earn first team honors. In addition, Anderson was named a Daktronics/Division II Conference Commissioners Association Third Team All-American and signed a contract to play with the Gladiators Trier in Germany's Basketball Bundesliga ProA League following the season.

Statistically, Anderson led NCAA Division II in rebounds per game (13.1) and defensive rebounds per game (9.85). He was also among the top-10 in the nation in double doubles (8th) and total rebounds (5th).

Hotaling's 2012-13 and 2013-14 teams finished with back-to-back 20-win seasons for the first time since 2002-03 and 2003-04, while also earning back-to-back appearances in the NCAA postseason tournament. Hotaling's 21-9 record in 2013-14 stands as the most wins in a single season under his leadership, while the Chargers' 14-6 record in the NE-10 that season was the second-best since joining the conference in 2008-09. That squad led the nation in personal fouls per game (13.6), while the Chargers ranked second in Division II in fewest turnovers per game (8.9). New Haven also ranked in the top 10 nationally in scoring defense (6th) and field goal percentage defense (9th).

In 2012-13, Hotaling led the Chargers to a 20-9 record – their first 20-win campaign since 2003-04. New Haven reached the NCAA postseason for the first time since 2004 and earned its first win on the national stage since 2003 with a victory over Dominican in the NCAA Division II East Region Quarterfinals.

That season, Hotaling's Chargers led the NE10 and ranked 10th nationally in fewest turnovers committed per game (11.0) and slotted at 13th in the country in scoring defense with an NE10-leading 61.1 points per game allowed. New Haven also finished second in the conference and 38th in Division II in free throw percentage (74.3). Individually, Anderson earned his first NE10 Defensive Player of the Year honor, finishing second in the nation with 18 double-doubles while ranking third with 12.0 rebounds per game and ninth in blocked shots at 2.45 per game.

Hotaling led the Chargers to a 15-13 record in 2011-12 - a seven-win improvement from the previous campaign and the club's first winning season since 2004-05. New Haven also qualified for the Northeast-10 Conference Championship, winning a First Round contest at Pace before falling in a 54-51 heartbreaker at Adelphi in the Quarterfinals.

In his first season as head coach, the Chargers posted an 8-18 overall mark and a 6-16 record in the Northeast-10 Conference. Throughout the season, New Haven ranked among the top three-point shooting teams in Division II. Freshman Justin Exum concluded the season ranked 17th nationally in three-point field goals per game. He was also the highest ranked freshman in that category. As a team, UNH ranked 31st in three-point field goal percentage and 32nd in three-point field goals per game.

Hotaling earned a Bachelor of Arts degree from University at Albany in 1995 and later earned his master's degree from Adelphi University. In the fall of 2012, he was inducted into the University at Albany Great Dane Hall of Fame as both an individual student-athlete and as a member of the 1993-94 men's basketball team that advanced to the NCAA Division III Elite Eight.

After graduating from Albany he went on to play professionally in Europe for the Cardiff Phoenix Basketball Club in Cardiff, Wales, and the Plymouth Rotolok Raiders in Plymouth, England.

THE HOTALING FILE

University of New Haven
 Head Coach (2010-Present)

University of Eastern Kentucky
 Assistant Coach (2005-10)

Yale University
 Assistant Coach (2001-05)

University of New Haven
 Assistant Coach (2000-01)

Adelphi University
 Assistant Coach (1998-99)

University at Albany
 Hall of Fame Player (1991-95)

HOTALING
 YEAR-BY-YEAR RECORDS

2010-11	8-18
2011-12	15-13
2012-13	20-9
2013-14	21-9
2014-15	15-12
2015-16	8-18
2016-17	15-14
2017-18	17-10
2018-19	21-10
2019-20	15-15
2021-22	3-0
Overall Record: 158-129 (.551)	
Conference Record: 107-100 (.517)	

HOTALING ALL-TIME VS OPPONENTS

Adelphi	9-12
American Int'l	12-8
Assumption	10-3
Bentley	7-6
Bloomfield	4-2
Bridgeport	1-0
Caldwell	0-1
CSI	1-0
Concordia (N.Y.)	4-0
Daemen	1-0
Dominican (N.Y.)	2-0
Dowling	4-1
D'Youville	1-0
East Stroudsburg	1-1
Franklin Pierce	7-4
Georgian Court	2-0
Goldey-Beacom	0-2
Holy Family	1-1
Le Moyne	9-13

LIU Post	3-0
Mercy	4-0
Merrimack	7-7
Molloy	3-1
NYIT	1-0
Nyack	1-0
Pace	14-7
Philadelphia	0-1
Post	2-1
Queens	3-0
Saint Anselm	5-9
Saint Michael's	8-3
Saint Rose	8-13
Saint Thomas Aquinas	1-3
So. Connecticut State	9-13
So. New Hampshire	7-5
Stonehill	7-5
UMass Lowell	1-2



PLAYER CAREER/SEASON STATS



ANDRE FRANCIS

0

FORWARD

JUNIOR | 6-6 | 185

HARTFORD, CONN. | CONCORDIA COLLEGE

SINGLE-GAME SEASON HIGHS

Points: 5, vs. D'Youville 11/13
Rebounds: 3, vs. D'Youville 11/13
Assists: 2, vs. D'Youville 11/13
Steals: 2, vs. D'Youville 11/13
Blocks:
FG made: 2, vs. D'Youville 11/13
FG attempts: 5, vs. D'Youville 11/13
3FG made: 1, 2x at CSI 11/12 and vs. D'Youville 11/13
3FG attempts: 3, vs. D'Youville 11/13
FT made:
FT attempts:

SINGLE-GAME CAREER HIGHS

Points: 5, vs. D'Youville 11/13/21
Rebounds: 3, vs. D'Youville 11/13/21
Assists: 2, v. D'Youville 11/13/21
Steals: 2, vs. D'Youville 11/13/21
Blocks:
FG made: 2, vs. D'Youville 11/13/21
FG attempts: 5, vs. D'Youville 11/13/21
3FG made: 1, 2x at CSI 11/12/21 and vs. D'Youville 11/13/21
3FG attempts: 3, vs. D'Youville 11/13/21
FT made:
FT attempts:

CAREER STATISTICS

SEASON	TEAM	GP-GS	MIN/AVG	Field Goals		3-Point		F-Throws		Rebounds									Scoring	
				FG-FGA	FG%	3FG-3FGA	3FG%	FT-FTA	FT%	OFF	DEF	TOT	AVG	PF-FO	A	TO	BLK	STL	PTS	AVG
2018-19	CUNY	12-0	41/3.4	7-11	.636	1-4	.250	0-0	.000	0	3	3	0.3	8-0	3	3	0	5	15	1.3
2019-20	UNH	2-0	5/2.7	0-0	.000	0-0	.000	0-0	.000	0	0	0	0.0	0-0	1	0	0	0	0	0.0
2021-22	UNH	3-0	17/5.5	3-7	.429	2-5	.400	0-0	.000	1	2	3	1.0	2-0	2	2	0	3	8	2.7
TOTAL FOR UNH		5-0	22/4.4	3-7	.429	2-5	.400	0-0	.000	1	2	3	0.6	2-0	3	2	0	3	8	1.6
TOTAL		17-0	63/3.7	10-18	.556	3-9	.333	0-0	.000	1	5	6	0.4	10-0	6	5	0	8	23	1.4



JEAN BERNARD

1

FORWARD

SOPHOMIRE | 6-6 | 192

TRENTON, N.J. | TRENTON CATHOLIC ACADEMY

SINGLE-GAME SEASON HIGHS

Points:
Rebounds:
Assists:
Steals:
Blocks:
FG made:
FG attempts:
3FG made:
3FG attempts:
FT made:
FT attempts:

SINGLE-GAME CAREER HIGHS

Points:
Rebounds:
Assists:
Steals:
Blocks:
FG made:
FG attempts:
3FG made:
3FG attempts:
FT made:
FT attempts:

CAREER STATISTICS

PLAYER CAREER/SEASON STATS



DEVON MOORE

2

GUARD

GRADUATE | 6-3 | 205
HANOVER, P.A. | HOLY FAMILY UNIVERSITY

SINGLE-GAME SEASON HIGHS

Points: 3, at Molloy 11/17
Rebounds: 2, vs. D'Youville 11/13
Assists: 1, 2x last at Molloy 11/17
Steals: 1, at CSI 11/12
Blocks:
FG made: 1, at Molloy 11/17
FG attempts: 2, at Molloy 11/17
3FG made: 1, at Molloy 11/17
3FG attempts: 2, at Molloy 11/17
FT made:
FT attempts:

SINGLE-GAME CAREER HIGHS

Points: 3, at Molloy 11/17
Rebounds: 2, vs. D'Youville 11/13
Assists: 1, 2x last at Molloy 11/17
Steals: 1, at CSI 11/12
Blocks:
FG made: 1, at Molloy 11/17
FG attempts: 2, at Molloy 11/17
3FG made: 1, at Molloy 11/17
3FG attempts: 2, at Molloy 11/17
FT made:
FT attempts:

CAREER STATISTICS

SEASON	TEAM	GP-GS	MIN/AVG	Field Goals		3-Point		F-Throws		Rebounds											Scoring	
				FG-FGA	FG%	3FG-3FGA	3FG%	FT-FTA	FT%	OFF	DEF	TOT	AVG	PF-FO	A	TO	BLK	STL	PTS	AVG		
2016-17	Merri	31-0	325/10.5	27-63	.429	14-35	.400	12-15	.800	3	20	23	0.7	35-0	12	11	1	12	80	2.6		
2017-18	Merri	31-3	434/14.0	56-122	.459	29-74	.392	7-12	.583	12	30	42	1.4	27-0	12	15	1	14	148	4.8		
2019-20	HFam	24-24	800/33.4	105-252	.417	63-168	.375	34-52	.654	19	58	77	3.2	50-0	47	43	1	16	307	12.8		
2021-22	UNH	3-0	29/9.8	1-4	.250	1-4	.250	0-0	.000	0	3	3	1.0	1-0	2	4	0	1	3	1.0		
TOTAL FOR UNH		3-0	29/9.8	1-4	.250	1-4	.250	0-0	.000	0	3	3	1.0	1-0	2	4	0	1	3	1.0		
TOTAL		89-27	1589/17.9	189-441	.429	107-281	.381	53-79	.671	34	111	145	1.6	113-0	73	73	3	43	538	6.0		



SEAN SMITH, JR.

3

FORWARD

GRADUATE | 6-4 | 190
 YONKERS, N.Y. | MANHATTANVILLE COLLEGE

SINGLE-GAME SEASON HIGHS

Points: 12, vs. D'Youville 11/13
 Rebounds: 6, at CSI 11/12
 Assists: 2, at Molloy 11/17
 Steals: 2, at CSI 11/12
 Blocks: 1, vs. D'Youville 11/13
 FG made: 2, 2x last at Molloy 11/17
 FG attempts: 7, at Molloy 11/17
 3FG made: 1, 2x last at Molloy 11/17
 3FG attempts: 5, at Molloy 11/17
 FT made: 7, vs. D'Youville 11/13
 FT attempts: 8, vs. D'Youville 11/13

SINGLE-GAME CAREER HIGHS

Points: 12, vs. D'Youville 11/13
 Rebounds: 6, at CSI 11/12
 Assists: 2, at Molloy 11/17
 Steals: 2, at CSI 11/12
 Blocks: 1, vs. D'Youville 11/13
 FG made: 2, 2x last at Molloy 11/17
 FG attempts: 7, at Molloy 11/17
 3FG made: 1, 2x last at Molloy 11/17
 3FG attempts: 5, at Molloy 11/17
 FT made: 7, vs. D'Youville 11/13
 FT attempts: 8, vs. D'Youville 11/13

CAREER STATISTICS

				Field Goals		3-Point		F-Throws		Rebounds										Scoring	
SEASON	TEAM	GP-GS	MIN/AVG	FG-FGA	FG%	3FG-3FGA	3FG%	FT-FTA	FT%	OFF	DEF	TOT	AVG	PF-FO	A	TO	BLK	STL	PTS	AVG	
2017-18	Manhat	25-8	538/21.5	117-222	.527	7-35	.200	60-83	.723	53	114	167	6.7	63-0	7	30	8	18	301	12.0	
2018-19	Manhat	25-25	745/29.8	175-393	.445	62-182	.341	112-158	.709	61	176	237	9.5	66-1	38	55	7	42	524	21.0	
2020-21	Manhat	2-2	66/33.1	18-36	.500	4-7	.571	5-11	.455	3	14	17	8.5	4-0	1	5	0	1	45	22.5	
2021-22	UNH	3-3	63/20.9	6-16	.375	3-11	.273	8-10	.800	4	8	12	4.0	5-0	2	2	1	3	23	7.7	
TOTAL FOR UNH		3-3	63/20.9	6-16	.375	3-11	.273	8-10	.800	4	8	12	4.0	5-0	2	2	1	3	23	7.7	
TOTAL		55-38	1412/25.7	316-667	.474	76-235	.323	185-262	.706	121	312	433	7.9	138-1	48	92	16	64	893	16.2	

PLAYER CAREER/SEASON STATS



QUASHAWN LANE

4

GUARD

SENIOR | 6-2 | 175
 TRENTON, N.J. | TRENTON CATHOLIC

SINGLE-GAME SEASON HIGHS

Points: 14, at Molloy 11/17
 Rebounds: 7, at Molloy 11/17
 Assists: 2, at CSI 11/12
 Steals: 1, 2x last at Molloy 11/17
 Blocks: 1 at CSI 11/12
 FG made: 5, 2x last at Molloy 11/17
 FG attempts: 11, at CSI 11/12
 3FG made: 2, at Molloy 11/17
 3FG attempts: 5, at Molloy 11/17
 FT made: 4, vs. D'Youville 11/13
 FT attempts: 5, 2x at CSI 11/12 & D'Youville 11/13

SINGLE-GAME CAREER HIGHS

Points: 23, at Stonehill - 3/7/20
 Rebounds: 8, 4x - last at Saint Anselm - 3/7/20
 Assists: 8, vs Molloy - 2/25/20
 Steals: 5, at Saint Rose - 2/12/20
 Blocks: 3, vs Southern Conn. - 03/06/19
 FG made: 10, at Stonehill - 3/4/20
 FG attempts: 16, at Saint Anselm - 3/7/20
 3FG made: 3, 3x - last at Le Moyne - 3/1/20
 3FG attempts: 6, 2x - last at Le Moyne - 2/8/20
 FT made: 6, vs Adelphi - 2/22/20
 FT attempts: 8, vs Adelphi - 2/22/20

CAREER STATISTICS

SEASON	TEAM	GP-GS	MIN/AVG	FG-FGA	FG%	3FG-3FGA	3FG%	FT-FTA	FT%	OFF	DEF	TOT	AVG	PF-FO	A	TO	BLK	STL	PTS	AVG
2018-19	UNH	27-26	834/30.9	87-155	.561	19-42	.452	48-59	.814	17	90	107	4.0	62-1	92	67	8	27	241	8.9
2019-20	UNH	26-24	825/31.7	89-172	.517	23-54	.426	50-62	.806	12	94	106	4.1	55-0	93	46	6	31	251	9.7
2021-22	UNH	3-3	83/27.6	13-24	.542	2-6	.333	7-13	.538	5	7	12	4.0	4-0	4	4	1	2	35	11.7
TOTAL		56-53	1741/31.1	189-351	.538	44-102	.431	105-134	.784	34	191	225	4.0	121-1	189	117	15	60	527	9.4



JORDAN PRICE

5

GUARD

SOPHOMORE | 6-4 | 198
 ELIZABETH, N.J. | ELIZABETH HIGH SCHOOL

SINGLE-GAME SEASON HIGHS

Points:
 Rebounds:
 Assists:
 Steals:
 Blocks:
 FG made:
 FG attempts:
 3FG made:
 3FG attempts:
 FT made:
 FT attempts:

SINGLE-GAME CAREER HIGHS

Points:
 Rebounds:
 Assists:
 Steals:
 Blocks:
 FG made:
 FG attempts:
 3FG made:
 3FG attempts:
 FT made:
 FT attempts:

CAREER STATISTICS

PLAYER CAREER/SEASON STATS



DERRICK ROWLAND

10

GUARD

GRADUATE | 6-4 | 210
 COHOES, N.Y. | GREEN TECH

SINGLE-GAME SEASON HIGHS

Points:
 Rebounds:
 Assists:
 Steals:
 Blocks:
 FG made:
 FG attempts:
 3FG made:
 3FG attempts:
 FT made:
 FT attempts:

SINGLE-GAME CAREER HIGHS

Points: 32, at Adelphi - 1/4/20
 Rebounds: 8, 2x - last at Bentley - 2/28/20
 Assists: 10, vs Holy Family - 12/15/19
 Steals: 4, 3x - last at Saint Rose - 2/12/20
 Blocks: 2, 4x - last vs Saint Anselm - 1/22/20
 FG made: 12, at Adelphi - 1/4/20
 FG attempts: 21, at Bentley - 2/28/20
 3FG made: 7, vs Southern Conn. - 2/6/19
 3FG attempts: 11, vs Southern Conn. - 2/6/19
 FT made: 7, at Saint Rose - 2/12/20
 FT attempts: 7, at Saint Rose - 2/12/20

CAREER STATISTICS

				Field Goals		3-Point		F-Throws		Rebounds									Scoring	
SEASON	TEAM	GP-GS	MIN/AVG	FG-FGA	FG%	3FG-3FGA	3FG%	FT-FTA	FT%	OFF	DEF	TOT	AVG	PF-FO	A	TO	BLK	STL	PTS	AVG
2017-18	UNH	27-0	615/22.8	97-216	.449	44-121	.364	21-34	.618	5	72	77	2.9	47-0	43	45	7	24	259	9.6
2018-19	UNH	30-30	1019/34.0	144-302	.477	66-174	.379	26-38	.684	4	83	87	2.9	65-2	104	68	18	35	380	12.7
2019-20	UNH	30-29	1108/36.9	149-351	.425	69-187	.369	39-55	.709	11	69	80	2.7	60-1	118	85	9	33	406	13.5
2021-22	UNH	1-0	0/0.0	0-0	.000	0-0	.000	0-0	.000	0	0	0	0.0	0-0	0	1	0	0	0	0.0
TOTAL		88-59	2742/31.2	390-869	.449	179-482	.371	86-127	.677	20	224	244	2.8	172-3	265	199	34	92	1045	11.9



VICTOR OLAWOYE

11

FORWARD

SENIOR | 6-2 | 185
ELMONT, N.Y. | ELMONT MEMORIAL HIGH SCHOOL | GANNON UNIVERSITY

SINGLE-GAME SEASON HIGHS

Points: 9, at Molloy 11/17
Rebounds: 4, 2x last at Molloy 11/17
Assists: 4, vs. D'Youville 11/13
Steals: 2, at Molloy 11/17
Blocks:
FG made: 4, at Molloy 11/17
FG attempts: 7, at Molloy 11/17
3FG made: 2, vs. D'Youville 11/13
3FG attempts: 5, vs. D'Youville 11/13
FT made: 1, at CSI 11/12
FT attempts: 3, at CSI 11/12

SINGLE-GAME CAREER HIGHS

Points: 9, at Molloy 11/17
Rebounds: 4, 2x last at Molloy 11/17
Assists: 4, vs. D'Youville 11/13
Steals: 2, at Molloy 11/17
Blocks:
FG made: 4, at Molloy 11/17
FG attempts: 7, at Molloy 11/17
3FG made: 2, vs. D'Youville 11/13
3FG attempts: 5, vs. D'Youville 11/13
FT made: 1, at CSI 11/12
FT attempts: 3, at CSI 11/12

CAREER STATISTICS

				Field Goals		3-Point		F-Throws		Rebounds										Scoring	
SEASON	TEAM	GP-GS	MIN/AVG	FG-FGA	FG%	3FG-3FGA	3FG%	FT-FTA	FT%	OFF	DEF	TOT	AVG	PF-FO	A	TO	BLK	STL		PTS	AVG
2018-19	Gannon	28-14	783/28.0	94-258	.364	49-146	.336	55-78	.705	28	67	95	3.4	52-0	67	80	3	28		292	10.4
2019-20	Gannon	27-14	639/23.7	73-193	.378	32-102	.314	43-58	.741	12	76	88	3.3	54-2	55	57	4	43		221	8.2
2021-22	UNH	3-3	68/22.8	9-18	.500	3-10	.300	1-4	.250	2	8	10	3.3	4-0	11	2	0	3		22	7.3
TOTAL FOR UNH		3-3	68/22.8	9-18	.500	3-10	.300	1-4	.250	2	8	10	3.3	4-0	11	2	0	3		22	7.3
TOTAL		58-31	1491/25.7	176-469	.375	84-258	.326	99-140	.707	42	151	193	3.3	110-2	133	139	7	74		535	9.2

PLAYER CAREER/SEASON STATS



MAJUR MAJAK

12

CENTER

SENIOR | 7-1 | 235
 POUGHKEEPSIE, N.Y. | SAINT PETER'S UNIVERSITY

SINGLE-GAME SEASON HIGHS

Points: 6, at CSI 11/12
 Rebounds: 7, vs. D'Youville 11/13
 Assists: 2, at CSI 11/12
 Steals: 1, at CSI 11/12
 Blocks: 3, 2x last at Molloy 11/17
 FG made: 3, at CSI 11/12
 FG attempts: 4, at CSI 11/12
 3FG made:
 3FG attempts:
 FT made:
 FT attempts:

SINGLE-GAME CAREER HIGHS

Points: 6, at CSI 11/12
 Rebounds: 7, vs. D'Youville 11/13
 Assists: 2, at CSI 11/12
 Steals: 1, at CSI 11/12
 Blocks: 3, 2x last at Molloy 11/17
 FG made: 3, at CSI 11/12
 FG attempts: 4, at CSI 11/12
 3FG made:
 3FG attempts:
 FT made:
 FT attempts:

CAREER STATISTICS

				Field Goals		3-Point		F-Throws		Rebounds									Scoring	
SEASON	TEAM	GP-GS	MIN/AVG	FG-FGA	FG%	3FG-3FGA	3FG%	FT-FTA	FT%	OFF	DEF	TOT	AVG	PF-FO	A	TO	BLK	STL	PTS	AVG
2021-22	UNH	3-3	47/15.8	5-8	.625	0-0	.000	0-0	.000	3	13	16	5.3	7-0	2	6	7	1	10	3.3
TOTAL		3-3	47/15.8	5-8	.625	0-0	.000	0-0	.000	3	13	16	5.3	7-0	2	6	7	1	10	3.3



ANTONIO LOPEZ

13

FORWARD

SENIOR | 6-7 | 200
 MEDFORD, N.Y. | ST. ANTHONY'S HIGH SCHOOL

SINGLE-GAME SEASON HIGHS

Points: 21, vs D'Youville 11/13
 Rebounds: 8, at CSI 11/12
 Assists: 3, at CSI 11/12
 Steals: 2, vs. D'Youville 11/13
 Blocks: 1, 2x last at Molloy 11/17
 FG made: 8, vs. D'Youville 11/13
 FG attempts: 10, vs. D'Youville 11/13
 3FG made: 2, 2x last at Molloy 11/17
 3FG attempts: 6, at Molloy 11/17
 FT made: 3, vs. D'Youville 11/13
 FT attempts: 4, vs. D'Youville 11/13

SINGLE-GAME CAREER HIGHS

Points: 21, vs D'Youville 11/13/21
 Rebounds: 8, at CSI 11/12/21
 Assists: 3, at CSI 11/12/21
 Steals: 2, vs. D'Youville 11/13/21
 Blocks: 2, at Concordia - 11/18/19
 FG made: 8, vs. D'Youville 11/13/21
 FG attempts: 10, vs. D'Youville 11/13/21
 3FG made: 2, 3x last at Molloy 11/17
 3FG attempts: 6, at Molloy 11/17
 FT made: 4, at Concordia 11/18/19
 FT attempts: 5, at Concordia - 11/18/19

CAREER STATISTICS

				Field Goals		3-Point		F-Throws		Rebounds									Scoring	
SEASON	TEAM	GP-GS	MIN/AVG	FG-FGA	FG%	3FG-3FGA	3FG%	FT-FTA	FT%	OFF	DEF	TOT	AVG	PF-FO	A	TO	BLK	STL	PTS	AVG
2019-20	UNH	24-0	215/9.0	29-53	.547	7-22	.318	19-25	.760	14	26	40	1.7	26-0	8	8	6	3	84	3.5
2021-22	UNH	3-0	57/18.9	11-25	.440	4-10	.400	6-8	.750	1	16	17	5.7	9-0	4	6	2	4	32	10.7
TOTAL		27-0	272/10.1	40-78	.513	11-32	.344	25-33	.758	15	42	57	2.1	35-0	12	14	8	7	116	4.3

PLAYER CAREER/SEASON STATS



KENDALL MCMILLAN

15

GUARD

SENIOR | 6-1 | 180
 COLUMBIA, MD. | MOUNT SAINT JOSEPH

SINGLE-GAME SEASON HIGHS


Points: 8, vs. D'Youville 11/13
 Rebounds: 4, vs. D'Youville 11/13
 Assists: 8, vs. D'Youville 11/13
 Steals: 2, vs. D'Youville 11/13
 Blocks:
 FG made: 2, vs. D'Youville 11/13
 FG attempts: 4, at Molloy 11/17
 3FG made:
 3FG attempts:
 FT made: 4, vs. D'Youville 11/13
 FT attempts: 4, vs. D'Youville 11/13

SINGLE-GAME CAREER HIGHS

Points: 10, at Florida Southern - 11/29/19
 Rebounds: 4, at Florida Southern 11/29/19 & vs. D'Youville 11/13/21
 Assists: 8, vs. D'Youville 11/13/21
 Steals: 2, vs. D'Youville 11/13/21
 Blocks: 1, at Southern Conn. - 11/28/18
 FG made: 5, at Florida Southern - 11/29/19
 FG attempts: 10, at Florida Southern - 11/29/19
 3FG made: 1, 2x - last at Pace - 11/26/19
 3FG attempts: 3, at LIU Post - 11/14/18
 FT made: 4, vs. D'Youville 11/13/21
 FT attempts: 4, at Southern Conn. 11/28/18 & vs. D'Youville 11/13/21

CAREER STATISTICS

				Field Goals		3-Point		F-Throws		Rebounds										Scoring	
SEASON	TEAM	GP-GS	MIN/AVG	FG-FGA	FG%	3FG-3FGA	3FG%	FT-FTA	FT%	OFF	DEF	TOT	AVG	PF-FO	A	TO	BLK	STL	PTS	AVG	
2018-19	UNH	12-0	91/7.6	8-20	.400	1-5	.200	2-8	.250	0	6	6	0.5	10-0	11	8	1	1	19	1.6	
2019-20	UNH	5-1	63/12.6	10-21	.476	1-4	.250	0-1	.000	2	6	8	1.6	3-0	9	6	0	1	21	4.2	
2021-22	UNH	3-0	50/16.6	3-7	.429	0-0	.000	8-8	1.000	2	7	9	3.0	5-0	15	5	0	4	14	4.7	
TOTAL		20-1	204/10.2	21-48	.438	2-9	.222	10-17	.588	4	19	23	1.2	18-0	35	19	1	6	54	2.7	



ADRIEL GILL

20

GUARD

JUNIOR | 6-2 | 195
 MERIDEN, CONN. | O.H. PLATT HIGH SCHOOL

SINGLE-GAME SEASON HIGHS

Points:
 Rebounds:
 Assists:
 Steals:
 Blocks:
 FG made:
 FG attempts:
 3FG made:
 3FG attempts:
 FT made:
 FT attempts:

SINGLE-GAME CAREER HIGHS

Points:
 Rebounds:
 Assists:
 Steals:
 Blocks:
 FG made:
 FG attempts:
 3FG made:
 3FG attempts:
 FT made:
 FT attempts:

CAREER STATISTICS

PLAYER CAREER/SEASON STATS



TAVIN PIERRE PHILIPPE

21

GUARD

SOPHOMORE | 6-3 | 183

BROOKLYN, N.Y. | BALDWIN HIGH SCHOOL | STONY BROOK

SINGLE-GAME SEASON HIGHS

Points:
Rebounds:
Assists:
Steals:
Blocks:
FG made:
FG attempts:
3FG made:
3FG attempts:
FT made:
FT attempts:

SINGLE-GAME CAREER HIGHS

Points:
Rebounds:
Assists:
Steals:
Blocks:
FG made:
FG attempts:
3FG made:
3FG attempts:
FT made:
FT attempts:

CAREER STATISTICS

				Field Goals		3-Point		F-Throws		Rebounds										Scoring	
SEASON	TEAM	GP-GS	MIN/AVG	FG-FGA	FG%	3FG-3FGA	3FG%	FT-FTA	FT%	OFF	DEF	TOT	AVG	PF-FO	A	TO	BLK	STL	PTS	AVG	
2019-20	SBU	30-2	330/11.0	22-84	.262	5-31	.161	26-30	.867	6	29	35	1.2	26-0	17	27	7	16	75	2.5	
2020-21	SBU	16-0	163/10.2	6-29	.207	1-16	.063	12-15	.800	3	12	15	0.9	13-0	10	8	4	2	25	1.6	
TOTAL FOR UNH		0-0	0/0.0	0-0	.000	0-0	.000	0-0	.000	0	0	0	0.0	0-0	0	0	0	0	0	0.0	



SEAN BRAITHWAITE

23

FORWARD

JUNIOR | 6-6 | 220

CENTER MORICHES, N.Y. | CENTER MORICHES HIGH SCHOOL

SINGLE-GAME SEASON HIGHS

Points: 12, at Molloy 11/20
Rebounds: 3, at Molloy 11/20
Assists: 1, vs. D'Youville 11/13
Steals: 1, at CSI 11/12
Blocks: 1, vs. D'Youville 11/13
FG made: 4, at Molloy 11/20
FG attempts: 7, vs. D'Youville 11/13
3FG made: 4, at Molloy 11/20
3FG attempts: 4, 2x - last at Molloy 11/20
FT made: 3, vs. D'Youville 11/13
FT attempts: 5, vs. D'Youville 11/13

SINGLE-GAME CAREER HIGHS

Points: 12, at Molloy 11/20/21
Rebounds: 3, at Florida Southern - 11/29/19
Assists: 1, at Florida Southern 11/29/19 & vs. D'Youville 11/13/21
Steals: 1, at Florida Southern 11/29/19 & at CSI 11/12/21
Blocks: 1, at Concordia 11/18/19 & vs. D'Youville 11/13/21
FG made: 4, at Molloy 11/20/21
FG attempts: 7, vs. D'Youville 11/13/21
3FG made: 4, at Molloy 11/20/21
3FG attempts: 4, 2x - last at Molloy 11/20/21
FT made: 3, vs. D'Youville 11/13/21
FT attempts: 5, vs. D'Youville 11/13/21

CAREER STATISTICS

				Field Goals		3-Point		F-Throws		Rebounds									Scoring	
SEASON	TEAM	GP-GS	MIN/AVG	FG-FGA	FG%	3FG-3FGA	3FG%	FT-FTA	FT%	OFF	DEF	TOT	AVG	PF-FO	A	TO	BLK	STL	PTS	AVG
2019-20	UNH	6-0	45/7.5	2-6	.333	0-3	.000	0-0	.000	2	4	6	1.0	6-0	1	0	1	1	4	0.7
2021-22	UNH	3-0	44/14.8	8-16	.500	5-10	.500	3-7	.429	6	1	7	2.3	3-0	1	3	1	1	24	8.0
TOTAL		9-0	89/9.9	10-22	.455	5-13	.385	3-7	.429	8	5	13	1.4	9-0	2	3	2	2	28	3.1

PLAYER CAREER/SEASON STATS



CHRISTIAN KELLMAN

25

GUARD

SOPHOMORE | 6-10 | 172
 LITTLE NECK, N.Y. | JOHN ADAMS HIGH SCHOOL

SINGLE-GAME SEASON HIGHS

Points: 4, at CSI 11/12
 Rebounds: 2, vs. D'Youville 11/13
 Assists:
 Steals:
 Blocks:
 FG made: 2, at CSI 11/12
 FG attempts: 2, vs. D'Youville 11/13
 3FG made:
 3FG attempts: 1, at Molloy 11/17
 FT made:
 FT attempts:

SINGLE-GAME CAREER HIGHS

Points: 4, at CSI 11/12
 Rebounds: 2, vs. D'Youville 11/13
 Assists:
 Steals:
 Blocks:
 FG made: 2, at CSI 11/12
 FG attempts: 2, vs. D'Youville 11/13
 3FG made:
 3FG attempts: 1, at Molloy 11/17
 FT made:
 FT attempts:

CAREER STATISTICS

SEASON	TEAM	GP-GS	MIN/AVG	FG-FGA	FG%	3FG-3FGA	3FG%	FT-FTA	FT%	OFF	DEF	TOT	AVG	PF-FO	A	TO	BLK	STL	PTS	AVG
2021-22	UNH	3-0	11/3.5	4-6	.667	0-1	.000	0-0	.000	1	2	3	1.0	2-0	0	1	0	0	8	2.7
TOTAL		3-0	11/3.5	4-6	.667	0-1	.000	0-0	.000	1	2	3	1.0	2-0	0	1	0	0	8	2.7



NICK CROCKER

33

CENTER

GRADUATE | 6-10 | 235
 EAST FALMOUTH, M.A. | BRYANT UNIVERSITY

SINGLE-GAME SEASON HIGHS

Points: 7, at Molloy 11/17
 Rebounds: 8, at Molloy 11/17
 Assists: 2, at CSI 11/12
 Steals:
 Blocks:
 FG made: 3, at CSI 11/12
 FG attempts: 6, at CSI 11/12
 3FG made: 1, at Molloy 11/17
 3FG attempts: 2, at CSI 11/12
 FT made: 2, at Molloy 11/17
 FT attempts: 6, at Molloy 11/16

SINGLE-GAME CAREER HIGHS @ UNH

Points: 7, at Molloy 11/17
 Rebounds: 8, at Molloy 11/17
 Assists: 2, at CSI 11/12
 Steals:
 Blocks:
 FG made: 3, at CSI 11/12
 FG attempts: 6, at CSI 11/12
 3FG made: 1, at Molloy 11/17
 3FG attempts: 2, at CSI 11/12
 FT made: 2, at Molloy 11/17
 FT attempts: 6, at Molloy 11/16

CAREER STATISTICS

SEASON	TEAM	GP-GS	MIN/AVG	FG-FGA	FG%	3FG-3FGA	3FG%	FT-FTA	FT%	OFF	DEF	TOT	AVG	PF-FO	A	TO	BLK	STL	PTS	AVG
2017-18	BSU	18-0	95/5.3	17-41	.415	2-10	.200	3-7	.429	7	14	21	1.2	15-0	2	6	5	3	39	2.2
2018-19	BSU	27-27	692/25.6	112-204	.549	21-54	.389	31-46	.674	56	120	176	6.5	54-1	41	49	40	19	276	10.2
2020-21	BRY	3-0	8/2.8	3-6	.500	0-3	.000	3-3	1.000	2	3	5	1.7	0-0	1	0	0	0	9	3.0
2021-22	UNH	3-0	49/16.4	6-11	.545	1-3	.333	2-6	.333	3	14	17	5.7	4-0	3	0	0	0	15	5.0
TOTAL FOR UNH		3-0	49/16.4	6-11	.545	1-3	.333	2-6	.333	3	14	17	5.7	4-0	3	0	0	0	15	5.0
TOTAL		51-27	845/16.6	138-262	.527	24-70	.343	39-62	.629	68	151	219	4.3	73-1	47	55	45	22	339	6.6

PLAYER CAREER/SEASON STATS



DAVONTREY THOMAS

34

FORWARD

JUNIOR | 6-5 | 218
POUGHKEEPSIE, N.Y. | POUGHKEEPSIE HIGH SCHOOL

SINGLE-GAME SEASON HIGHS

Points: 31, at CSI 11/12
Rebounds: 10, at CSI 11/12
Assists: 4, vs. D'Youville 11/13
Steals: 2, vs. D'Youville 11/13
Blocks:
FG made: 10, at CSI 11/12
FG attempts: 15, at CSI 11/12
3FG made: 5, vs. D'Youville 11/13
3FG attempts: 9, vs. D'Youville 11/13
FT made: 7, at CSI 11/12
FT attempts: 8, at CSI 11/12

SINGLE-GAME CAREER HIGHS

Points: 31, at CSI 11/12/21
Rebounds: 14, at Bentley - 2/28/20
Assists: 6, vs Holy Family - 12/15/19
Steals: 2, vs. D'Youville 11/13/21
Blocks: 1, 5x - last at Saint Anselm - 3/7/20
FG made: 10, at CSI 11/12/21
FG attempts: 15, at CSI 11/12/21
3FG made: 5, vs Bentley 1/14/20 & vs. D'Youville 11/13
3FG attempts: 9, vs. D'Youville 11/13/21
FT made: 7, at Bentley 2/28/20 & at CSI 11/12/21
FT attempts: 8, at CSI 11/12/21

CAREER STATISTICS

				Field Goals		3-Point		F-Throws		Rebounds										Scoring	
SEASON	TEAM	GP-GS	MIN/AVG	FG-FGA	FG%	3FG-3FGA	3FG%	FT-FTA	FT%	OFF	DEF	TOT	AVG	PF-FO	A	TO	BLK	STL	PTS	AVG	
2019-20	UNH	30-29	789/26.3	85-176	.483	45-113	.398	27-30	.900	23	120	143	4.8	37-0	28	26	6	8	242	8.1	
2021-22	UNH	3-3	82/27.4	23-40	.575	10-23	.435	12-13	.923	3	17	20	6.7	4-0	7	2	0	4	68	22.7	
TOTAL		33-32	872/26.4	108-216	.500	55-136	.404	39-43	.907	26	137	163	4.9	41-0	35	28	6	12	310	9.4	



GAME 3 AT LE MOYNE - 11/20

NEW HAVEN AT CSI 11/12/21 • STATEN ISLAND, NY

GAME 1

University of New Haven (1-0) -vs- Staten Island (0-1)
11/12/21 at Staten Island, NY

Date: 11/12/21
Time: 7:20 p.m.
Attendance: 205
Site: Staten Island, NY

Score By Period		1	2	Total
University of New Haven		34	47	81
Staten Island		26	24	50

University of New Haven 81

#	Player	GS	MIN	FG	3PT	FT	ORB-DRB	REB	PF	A	TO	BLK	STL	PTS
34	Davontrey Thomas	*	31	10-15	4-9	7-8	2-8	10	2	2	1	0	1	31
04	Quashawn Lane	*	35	5-11	0-1	1-5	0-0	0	2	2	0	1	1	11
11	Victor Olawoye	*	26	3-6	0-1	1-3	2-2	4	2	3	0	0	0	7
12	Majur Majak	*	19	3-4	0-0	0-0	2-5	7	1	2	3	1	1	6
03	Sean Smith	*	21	2-4	1-3	0-0	2-4	6	2	0	0	0	0	2
33	Nick Crocker		18	3-6	0-2	0-0	1-3	4	1	2	0	0	0	6
13	Antonio Lopez		17	1-8	0-1	2-2	1-7	8	2	3	0	0	0	2
25	Christian Kellman		2	2-2	0-0	0-0	0-0	0	0	0	0	0	0	4
00	Andre Francis		2	1-1	1-1	0-0	0-0	0	1	0	1	0	0	3
23	Sean Braithwaite		11	1-5	0-2	0-1	2-0	2	0	0	0	0	1	2
15	Kendall McMillan		10	0-1	0-0	2-2	0-2	2	1	4	1	0	1	2
02	Devon Moore		8	0-1	0-1	0-0	0-0	0	0	0	2	0	1	0
05	Jordan Price		0	0-1	0-1	0-0	0-0	0	0	0	0	0	0	0
10	Derrick Rowland		0	0-0	0-0	0-0	0-0	0	0	0	1	0	0	0
TM TEAM			0	0-0	0-0	0-0	0-1	1	0	0	0	0	0	0
Totals			-	200	31-65	6-22	13-21	12-32	44	14	18	9	2	10 81

Team Summary		FG		3PT		FT	
First Half		13-33	39.39 %			2-12	16.67 %
Second Half		18-32	56.25 %			4-10	40.00 %
Total		31-65	47.7 %			6-22	27.3 %

Technical Fouls: none Second Chance Points: 17 Scores Tied: 1 time(s) Points in the Paint: 46 Fast Break Points: 13
Lead Changed: 0 time(s) Points off Turnovers: 24 Bench Points: 21 Largest Lead: 31 2nd-00:55

Staten Island 50

#	Player	GS	MIN	FG	3PT	FT	ORB-DRB	REB	PF	A	TO	BLK	STL	PTS
12	Bryce Waterman	*	40	6-19	4-15	0-0	0-8	8	1	2	0	0	0	16
03	Chris Velasquez	*	29	4-8	2-4	3-4	0-5	5	1	4	2	0	1	13
23	Messiah Mallory	*	37	4-12	1-3	2-4	2-7	9	3	2	5	1	0	11
50	Josh Vargas	*	16	1-4	0-0	0-0	0-4	4	2	0	2	0	0	2
05	Austin Mick	*	38	0-4	0-3	0-0	0-2	2	4	5	2	0	1	0
34	Michael Ashley		15	2-3	0-0	2-2	2-0	2	3	0	0	0	0	6
02	Max Dylan Butler		14	1-3	0-0	0-0	0-2	2	0	0	2	0	1	2
10	Luis Armas		9	0-1	0-0	0-0	0-0	0	3	0	0	0	0	0
03	Bryan Gomez		1	0-0	0-0	0-0	0-0	0	0	0	1	0	0	0
21	Patrick Daddio		1	0-0	0-0	0-0	0-0	0	0	0	0	0	0	0
TM TEAM			0	0-0	0-0	0-0	1-1	2	0	0	2	0	0	0
Totals			-	200	18-54	7-25	7-10	5-29	34	17	13	16	1	3 50

Team Summary		FG		3PT		FT	
First Half		9-28	32.14 %			3-14	21.43 %
Second Half		9-26	34.62 %			4-11	36.36 %
Total		18-54	33.3 %			7-25	28.0 %

Technical Fouls: none Second Chance Points: 4 Scores Tied: 0 time(s) Points in the Paint: 18 Fast Break Points: 2
Lead Changed: 0 time(s) Points off Turnovers: 4 Bench Points: 8 Largest Lead: 2 1st-19:18

NEW HAVEN AT MOLLOY 11/17/21 • ROCKVILLE CENTRE, NY

GAME 3

New Haven (3-0,0-0 NE10) -vs- Molloy (0-2,0-0 ECC)
11/17/21 at Quealy Gymnasium, Rockville Centre, NY

Date: 11/17/21
Time: 7:00 PM
Attendance: 123
Site: Quealy Gymnasium, Rockville Centre, NY

Score By Period		1	2	Total
New Haven		36	44	80
Molloy		21	38	59

New Haven 80

#	Player	GS	MIN	FG	3PT	FT	ORB-DRB	REB	PF	A	TO	BLK	STL	PTS
04	Lane,Quashawn	*	29	5-9	2-5	2-3	2-5	7	0	1	1	0	1	14
34	Thomas,Davontrey	*	29	5-12	1-5	3-3	1-2	3	0	1	0	0	1	14
11	Olawoye,Victor	*	20	4-7	1-4	0-1	0-4	4	1	4	0	0	2	9
03	Smith,Sean	*	25	2-7	1-5	1-2	1-1	2	1	2	2	0	0	6
12	Majak,Majur	*	12	1-1	0-0	0-0	0-2	2	4	0	1	3	0	2
23	Braithwaite,Sean		16	4-4	4-4	0-1	3-0	3	0	0	1	0	0	12
33	Crocker,Nick		18	2-2	1-1	2-6	1-7	8	2	1	0	0	0	7
13	Lopez,Antonio		16	2-7	2-6	1-2	0-5	5	4	0	4	1	0	7
15	McMillan,Kendall		19	1-4	0-0	2-2	0-3	3	1	3	3	0	1	4
02	Moore,Devon		8	1-2	1-2	0-0	0-1	1	0	1	0	0	0	3
25	Kellman,Christian		4	1-2	0-1	0-0	1-0	1	1	0	0	0	0	2
00	Francis,Andre		4	0-1	0-1	0-0	0-0	0	0	0	0	0	0	1
TM TEAM			0	0-0	0-0	0-0	1-0	1	0	0	0	0	0	0
Totals			-	200	28-58	13-34	11-20	10-30	40	14	13	12	4	6 80

Team Summary		FG		3PT		FT	
First Half		12-28	42.86 %			6-18	33.33 %
Second Half		16-30	53.33 %			7-16	43.75 %
Total		28-58	48.3 %			13-34	38.2 %

Technical Fouls: (1) Lopez,Antonio Second Chance Points: 12 Scores Tied: 1 time(s) Points in the Paint: 24 Fast Break Points: 15
Lead Changed: 0 time(s) Points off Turnovers: 17 Bench Points: 35 Largest Lead: 0 0

Molloy 59

#	Player	GS	MIN	FG	3PT	FT	ORB-DRB	REB	PF	A	TO	BLK	STL	PTS
33	Muller,Billy	*	30	5-14	1-4	3-6	2-3	5	4	2	3	1	1	14
14	Ogilvie,Kendell	*	14	5-10	1-2	2-3	1-1	2	4	0	1	0	1	13
10	Fergus,Darren	*	31	3-11	0-2	2-2	2-3	5	3	4	6	0	0	8
22	Phelan,Frankie	*	36	3-7	1-3	0-0	0-4	4	0	2	0	0	0	7
12	Torre,Steven	*	27	2-6	1-3	0-0	0-2	2	2	1	1	0	0	5
30	Reyes,Billy		15	2-7	2-6	0-0	0-1	1	0	0	0	0	0	6
03	Dieng,Sey		27	2-3	0-0	0-0	2-4	6	4	2	1	0	0	4
20	Crowley,Terence		7	1-1	0-0	0-0	0-0	0	0	0	0	0	0	2
45	Lane,Matt		10	0-0	0-0	0-0	0-3	3	4	0	1	1	0	0
04	Moriarty,Kevin		3	0-0	0-0	0-0	0-0	0	0	1	0	0	0	0
TM TEAM			0	0-0	0-0	0-0	2-3	5	0	0	0	0	0	0
Totals			-	200	23-59	6-20	7-11	9-24	33	21	12	13	2	2 59

Team Summary		FG		3PT		FT	
First Half		10-27	37.04 %			1-7	14.29 %
Second Half		13-32	40.63 %			5-13	38.46 %
Total		23-59	39.0 %			6-20	30.0 %

Technical Fouls: (1) Lane,Matt Second Chance Points: 8 Scores Tied: 1 time(s) Points in the Paint: 30 Fast Break Points: 0
Lead Changed: 0 time(s) Points off Turnovers: 9 Bench Points: 12 Largest Lead: 0 0

NEW HAVEN VS. D'YOUVILLE 11/13/21 • STATEN ISLAND, NY

GAME 2

D'Youville (0-2) -vs- University of New Haven (2-0)
11/13/21 at Staten Island, NY

Date: 11/13/21
Time: 1:00 PM
Attendance: 87
Site: Staten Island, NY

Score By Period		1	2	Total
D'Youville		22	30	52
University of New Haven		52	49	101

D'Youville 52

#	Player	GS	MIN	FG	3PT	FT	ORB-DRB	REB	PF	A	TO	BLK	STL	PTS
02	St. Louis,Nelson	*	24	2-11	1-6	0-0	1-2	3	4	0	2	0	0	5
22	Martino,Jaeger	*	22	2-9	0-2	0-3	1-0	1	3	2	3	0	1	4
20	Johnson,Rod	*	15	0-5	0-0	4-4	1-1	2	3	0	1	0	0	4
13	Putnam,Mason	*	32	1-4	0-3	1-3	0-1	1	2	0	2	0	2	3
15	Denz,Noah	*	31	0-2	0-0	1-2	1-6	7	2	0	0	1	0	1
24	Sullivan,Jared		22	5-9	0-1	2-5	2-1	3	1	1	1	0	1	12
14	Beyer,Garnt		21	3-10	1-3	4-5	1-3	4	1	0	3	0	2	11
23	Waide,Garran		16	4-8	1-2	1-5	0-0	0	4	0	3	0	2	10
12	Butler,Latrell		2	1-3	0-1	0-0	1-1	2	3	2	0	0	1	2
03	Boling,Trey		8	0-0	0-0	0-0	0-1	1	0	0	1	0	0	0
TM TEAM			0	0-0	0-0	0-0	4-1	5	0	0	0	0	0	0
Totals			-	200	18-61	3-18	13-27	12-17	29	23	5	16	1	9 52

Team Summary		FG		3PT		FT	
First Half		6-31	19.35 %			2-10	20.00 %
Second Half		12-30	40.00 %			1-8	12.50 %
Total		18-61	29.5 %			3-18	16.7 %

Technical Fouls: (1) Butler,Latrell Second Chance Points: 7 Scores Tied: 0 time(s) Points in the Paint: 24 Fast Break Points: 8
Lead Changed: 1 time(s) Points off Turnovers: 8 Bench Points: 35 Largest Lead: 1 1st-15:35

University of New Haven 101

#	Player	GS	MIN	FG	3PT	FT	ORB-DRB	REB	PF	A	TO	BLK	STL	PTS
34	Thomas,Davontrey	*	23	8-13	5-9	2-2	0-7	7	2	4	1	0	2	23
03	Smith,Sean	*	17	2-5	1-3	7-8	1-3	4	2	0	0	1	1	12
04	Lane,Quashawn	*	19	3-4	0-0	4-5	3-2	5	2	1	3	0	0	10
11	Olawoye,Victor	*	22	2-5	2-5	0-0	0-2	2	1	4	2	0	1	6
12	Majak,Majur	*	16	1-3	0-0	0-0	1-6	7	2	0	2	3	0	0
13	Lopez,Antonio		23	8-10	2-3	3-4	0-4	4	3	1	2	1	2	22
23	Brathwaite,Sean		17	3-7	1-4	3-5	1-1	2	3	1	2	1	0	10
15	McMillan,Kendall		20	2-2	0-0	4-4	2-2	4	3	8	1	0	0	2
16	Francis,Andre		11	2-5	1-3	0-0	1-2	3	0	1	0	0	0	4
33	Crocker,Nick		14	1-3	0-0	0-4	5	1	0	0	0	0	0	0
25	Kellman,Christian		5	1-2	0-0	0-0	0-2	2	1	0	1	0	0	0
02	Moore,Devon		13	0-1	0-1	0-0	0-2	2	1	1	2	0	0	0
TM	TEAM		0	0-0	0-0	0-0	1-3	4	0	0	0	0	0	0
Totale		-	200	33-60	12-28	23-28	11-40	51	22	22	17	6	10	101

POINTS - REBOUNDS - ASSISTS

OPPONENT	DATE	0 FRANCIS	1 BERNARD	2 MOORE	3 SMITH, JR.	4 LANE	5 PRICE	10 ROWLAND	11 OLAWOYE	12 MAJAK
at College of Staten Island	11/12/21	3-3-0	DNP	0-0-0	5-6-0	11-0-2	DNP	DNP	7-4-3	6-7-2
D'Youville	11/13/21	5-3-2	DNP	0-2-1	12-4-0	10-5-1	DNP	DNP	6-2-4	2-7-0
at Molloy	11/17/21	0-0-0	DNP	3-1-1	6-2-2	14-7-1	DNP	DNP	9-4-4	2-2-0
at Le Moyne*	11/20/21									
vs. Pace*	11/23/21									
vs. Dominican	11/27/21									
at Southern Connecticut*	12/01/21									
at Saint Rose*	12/04/21									
vs. American International*	12/07/21									
vs. Chestnut Hill	12/19/21									
at Bridgeport	12/30/21									
vs. Adelphi*	01/01/22									
vs. Franklin Pierce	01/05/22									
vs. Saint Michael's*	01/08/22									
at Bentley*	01/11/22									
vs. Stonehill*	01/15/22									
at Saint Anselm*	01/19/22									
vs. Assumption*	01/22/22									
vs. Southern New Hampshire*	01/25/22									
at Franklin Pierce*	01/29/22									
at Pace*	02/02/22									
vs. Le Moyne*	02/05/22									
vs. Saint Rose*	02/08/22									
at American International*	02/12/22									
vs. Southern Connecticut*	02/16/22									
at Adelphi*	02/19/22									

OPPONENT	DATE	13 LOPEZ	15 MCMILLAN	20 GILL	21 PHILLIPE	23 BRAITHWAITE	25 KELLMAN	33 CROCKER	34 THOMAS
at College of Staten Island	11/12/21	4-8-3	2-2-4	DNP	DNP	2-2-0	4-0-0	6-4-2	31-10-2
D'Youville	11/13/21	21-4-1	8-4-8	DNP	DNP	10-2-1	8-4-8	2-5-0	23-7-4
at Molloy	11/17/21	7-5-0	4-3-3	DNP	DNP	12-3-0	2-1-0	7-8-1	14-3-1
at Le Moyne*	11/20/21								
vs. Pace*	11/23/21								
vs. Dominican	11/27/21								
at Southern Connecticut*	12/01/21								
at Saint Rose*	12/04/21								
vs. American International*	12/07/21								
vs. Chestnut Hill	12/19/21								
at Bridgeport	12/30/21								
vs. Adelphi*	01/01/22								
vs. Franklin Pierce	01/05/22								
vs. Saint Michael's*	01/08/22								
at Bentley*	01/11/22								
vs. Stonehill*	01/15/22								
at Saint Anselm*	01/19/22								
vs. Assumption*	01/22/22								
vs. Southern New Hampshire*	01/25/22								
at Franklin Pierce*	01/29/22								
at Pace*	02/02/22								
vs. Le Moyne*	02/05/22								
vs. Saint Rose*	02/08/22								
at American International*	02/12/22								
vs. Southern Connecticut*	02/16/22								
at Adelphi*	02/19/22								

OPPONENT GAME-BY-GAME STATISTICS

DATE	OPPONENT	FG-FGA	PCT.	3P-3PA	PCT.	FT-FTA	PCT.	OR-DR-RB	A	TO	B	S	PTS
11.12	New Haven	31-65	47.7%	6-22	27.3%	13-21	61.9%	12-32-44	18	8	2	10	81
	at CSI	18-54	33.3%	7-25	28%	7-10	70%	5-29-34	13	16	1	3	50
11.13	New Haven	33-60	55%	12-28	42.9%	23-28	82.1%	11-40-51	22	17	6	10	101
	vs D'Youville	18-61	29.5%	3-18	16.7%	13-27	48.1%	12-17-29	5	16	1	9	52
11.17	New Haven	28-58	48.3%	13-34	38.2%	11-20	55.0%	10-30-40	13	12	4	6	80
	at Molloy	23-59	39.0%	6-20	30.0%	7-11	63.6%	9-24-33	12	13	2	2	59
11.20	New Haven												
	at Le Moyne												
11.23	Pace at												
	NEW HAVEN												
11.27	New Haven												
	vs Dominican												
12.01	New Haven												
	at SCSU												
12.04	New Haven												
	at Saint Rose												
12.07	New Haven												
	vs American Int'l												
12.19	New Haven												
	vs Chestnut Hill												
12.30	New Haven												
	at Bridgeport												
01.01	New Haven												
	vs Adelphi												
01.05	New Haven												
	vs Franklin Pierce												
01.08	New Haven												
	vs Saint Michael's												
01.11	New Haven												
	at Bentley												
01.15	New Haven												
	vs Stonehill												
01.19	New Haven												
	at Saint Anselm												
01.22	New Haven												
	vs Assumption												
01.25	New Haven												
	vs SNHU												
01.29	New Haven												
	at Franklin Pierce												
02.02	New Haven												
	at Pace												
02.05	New Haven												
	vs Le Moyne												
02.08	New Haven												
	vs Saint Rose												
02.12	New Haven												
	at American Int'l												
02.16	New Haven												
	vs SCSU												
02.19	New Haven												
	at Adelphi												

2021-22 SEASON STATISTICS



2021-22 New Haven Men's Basketball Combined Team Statistics All games

Page 1/1
as of Nov 18, 2021

Game Records

Record	Overall	Home	Away	Neutral
ALL GAMES	3-0	0-0	2-0	1-0
CONFERENCE	0-0	0-0	0-0	0-0
NON-CONFERENCE	3-0	0-0	2-0	1-0

Score by Periods

Team	1st	2nd	OT	TOT
New Haven	122	140	0	262
Opponents	69	92	0	161

Team Box Score

No.	Player				Total		3-Point		F-Throw		Rebounds											
		GP-GS	MIN	AVG	FG-FGA	FG%	3FG-3FGA	3FG%	FT-FTA	FT%	OFF	DEF	TOT	AVG	PF	DQ	A	TO	BLK	STL	PTS	AVG
34	THOMAS, Davontrey	3-3	82:17	27.4	23-40	.575	10-23	.435	12-13	.923	3	17	20	6.7	4	0	7	2	0	4	68	22.7
4	LANE, Quashawn	3-3	82:42	27.6	13-24	.542	2-6	.333	7-13	.538	5	7	12	4.0	4	0	4	4	1	2	35	11.7
13	LOPEZ, Antonio	3-0	56:38	18.9	11-25	.440	4-10	.400	6-8	.750	1	16	17	5.7	9	0	4	6	2	4	32	10.7
23	BRAITHWAITE, Sean	3-0	44:26	14.8	8-16	.500	5-10	.500	3-7	.429	6	1	7	2.3	3	0	1	3	1	1	24	8.0
3	SMITH, Sean	3-3	62:36	20.9	6-16	.375	3-11	.273	8-10	.800	4	8	12	4.0	5	0	2	2	1	3	23	7.7
11	OLAWOYE, Victor	3-3	68:24	22.8	9-18	.500	3-10	.300	1-4	.250	2	8	10	3.3	4	0	11	2	0	3	22	7.3
33	CROCKER, Nick	3-0	49:17	16.4	6-11	.545	1-3	.333	2-6	.333	3	14	17	5.7	4	0	3	0	0	0	15	5.0
15	MCMILLAN, Kendall	3-0	49:45	16.6	3-7	.429	0-0	.000	8-8	1.000	2	7	9	3.0	5	0	15	5	0	4	14	4.7
12	MAJAK, Majur	3-3	47:25	15.8	5-8	.625	0-0	.000	0-0	.000	3	13	16	5.3	7	0	2	6	7	1	10	3.3
25	KELLMAN, Christian	3-0	10:37	3.5	4-6	.667	0-1	.000	0-0	.000	1	2	3	1.0	2	0	0	1	0	0	8	2.7
0	FRANCIS, Andre	3-0	16:37	5.5	3-7	.429	2-5	.400	0-0	.000	1	2	3	1.0	2	0	2	2	0	3	8	2.7
2	MOORE, Devon	3-0	29:16	9.8	1-4	.250	1-4	.250	0-0	.000	0	3	3	1.0	1	0	2	4	0	1	3	1.0
5	PRICE, Jordan	1-0	00:00	0.0	0-1	.000	0-1	.000	0-0	.000	0	0	0	0.0	0	0	0	0	0	0	0	0.0
10	ROWLAND, Derrick	1-0	00:00	0.0	0-0	.000	0-0	.000	0-0	.000	0	0	0	0.0	0	0	0	1	0	0	0	0.0
Team											2	4	6									
Total		3	600		92-183	.503	31-84	.369	47-69	.681	33	102	135	45.0	50	0	53	38	12	26	262	87.3
Opponents		3	600		59-174	.339	16-63	.254	27-48	.563	26	70	96	32.0	61	0	30	45	4	14	161	53.7

Team Statistics

	UNH	OPP
Scoring	262	161
Points per game	87.3	53.7
Scoring margin	+33.7	-
Field goals-att	92-183	59-174
Field goal pct	.503	.339
3 point fg-att	31-84	16-63
3-point FG pct	.369	.254
3-pt FG made per game	10.3	5.3
Free throws-att	47-69	27-48
Free throw pct	.681	.563
F-Throws made per game	15.7	9.0
Rebounds	135	96
Rebounds per game	45.0	32.0
Rebounding margin	+13.0	-
Assists	53	30
Assists per game	17.7	10.0
Turnovers	38	45
Turnovers per game	12.7	15.0
Turnover margin	+2.3	-
Assist/turnover ratio	1.4	0.7
Steals	26	14
Steals per game	8.7	4.7
Blocks	12	4
Blocks per game	4.0	1.3
Winning streak	3	-
Home win streak	0	-
Attendance	0	328
Home games-Avg/Game	0-0	2-164
Neutral site-Avg/Game	-	1-87

Team Results

Date	Opponent		Score	Att.
11/12/2021	at Staten Island	W	81-50	205
11/13/2021	vs D'Youville	W	101-52	87
11/17/2021	at Molloy	W	80-59	123